

Finance Department

723 S. Lewis Street/P.O. Box 1449
Stillwater, Oklahoma 74076-1449
Office: (405) 742-8355

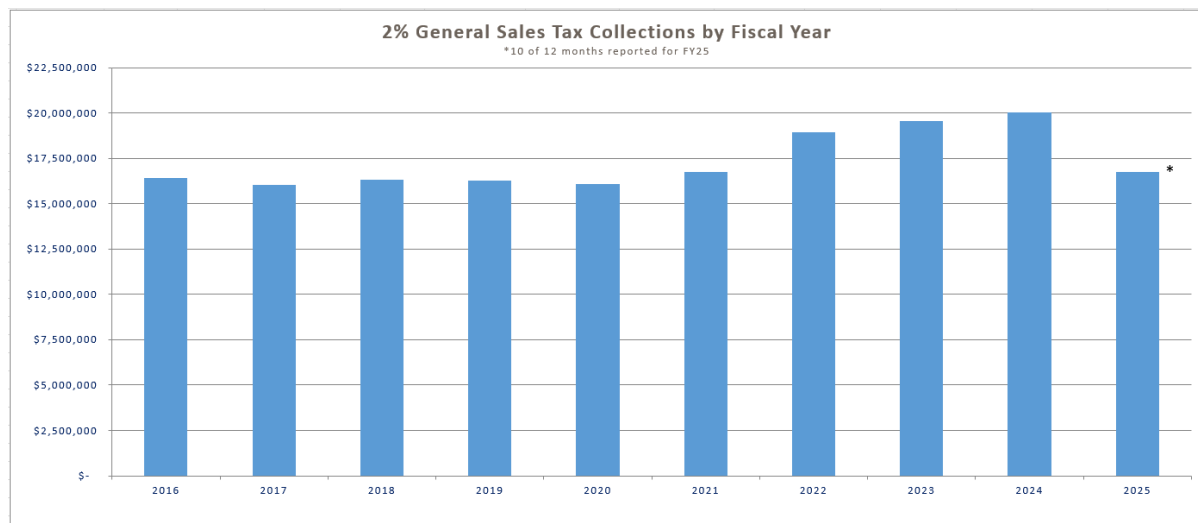
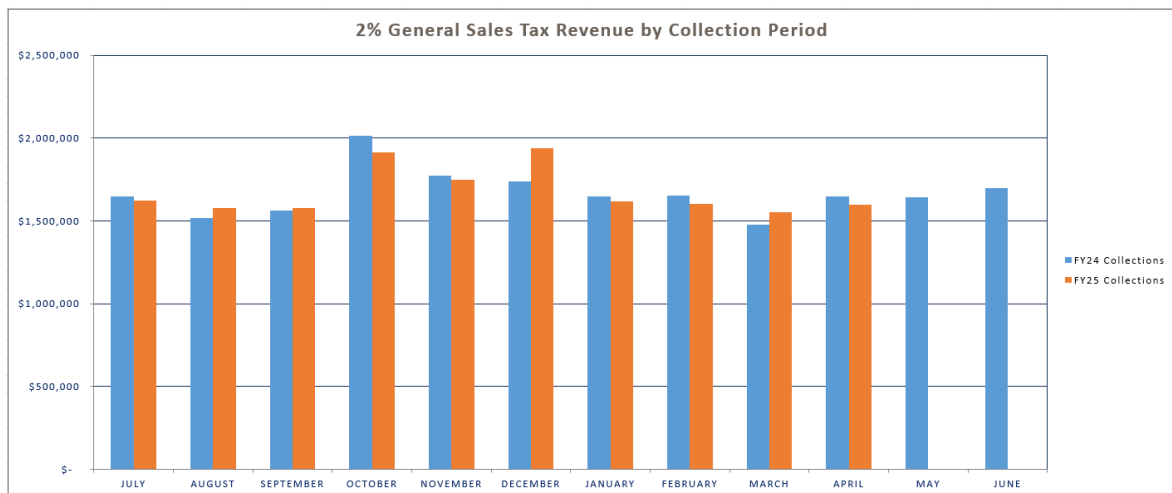
Sales, Use & Visitor Tax Report, April 2025

Go to the City's Financial Center for more information about the budget and taxes and monthly reports for sales, use and visitor tax: <https://stillwaterok.gov/233/Financial-Center>.

I. 2% GENERAL SALES TAX

2% GENERAL SALES TAX PERFORMANCE (vs BUDGET)			
YTD FY25	Annual Budget	% of Budget	% Year Passed
16,747,709	20,000,000	83.74%	83.33%

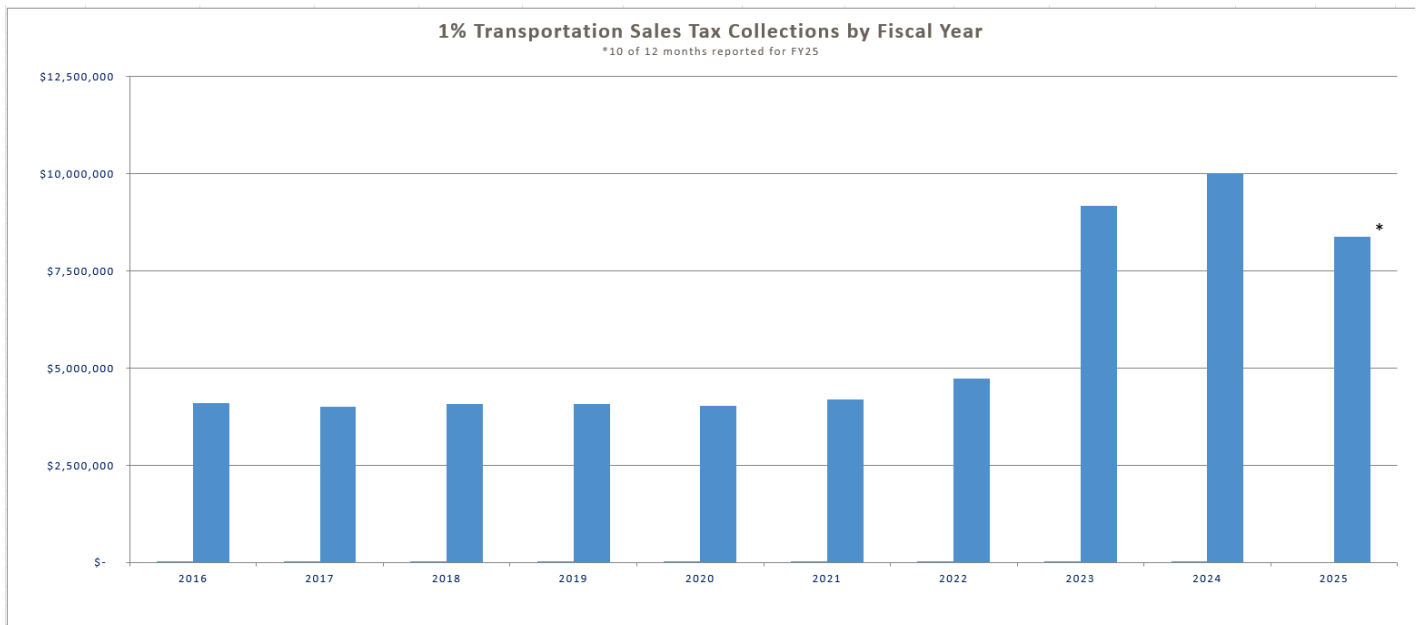
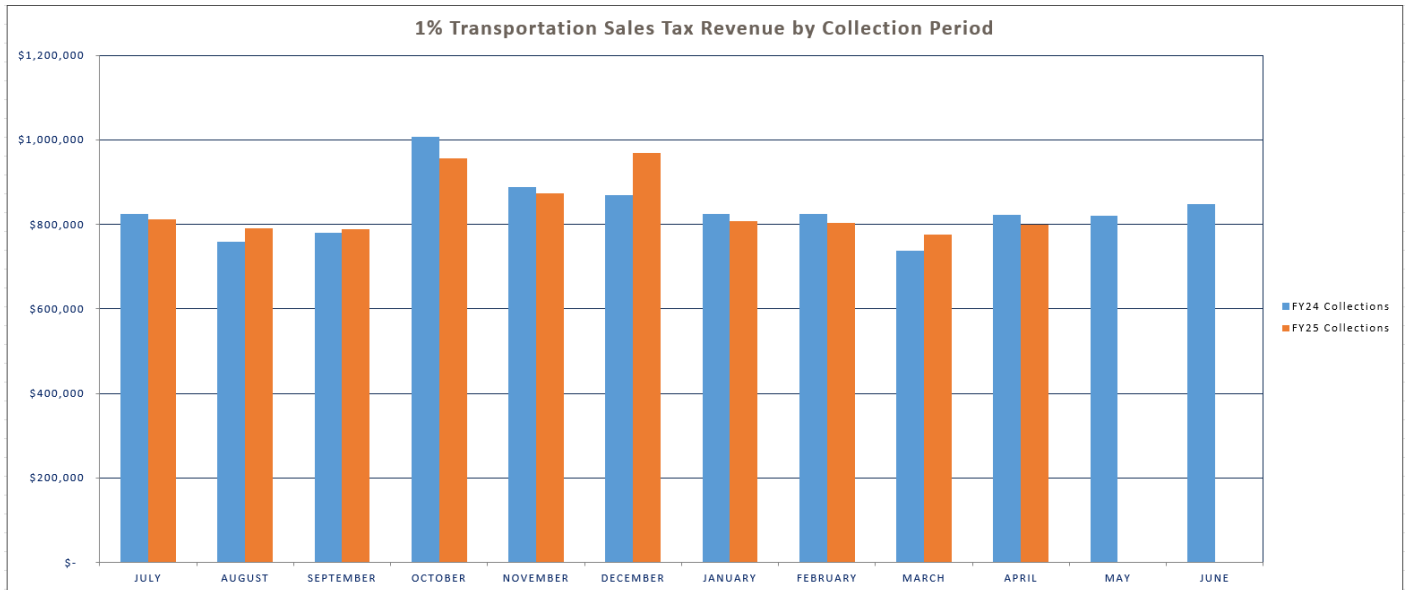
2% GENERAL SALES TAX PERFORMANCE (vs PRIOR YEAR)			
April-25	April-24	Difference	% Change
1,599,929	1,645,845	-45,916	-2.79%
YTD FY25	YTD FY24	Difference	% Change
16,747,709	16,676,715	70,994	0.43%



II. 1% TRANSPORTATION SALES TAX

1% TRANSPORTATION SALES TAX PERFORMANCE (vs BUDGET)			
YTD FY25	Annual Budget	% of Budget	% Year Passed
8,373,854	10,000,000	83.74%	83.33%

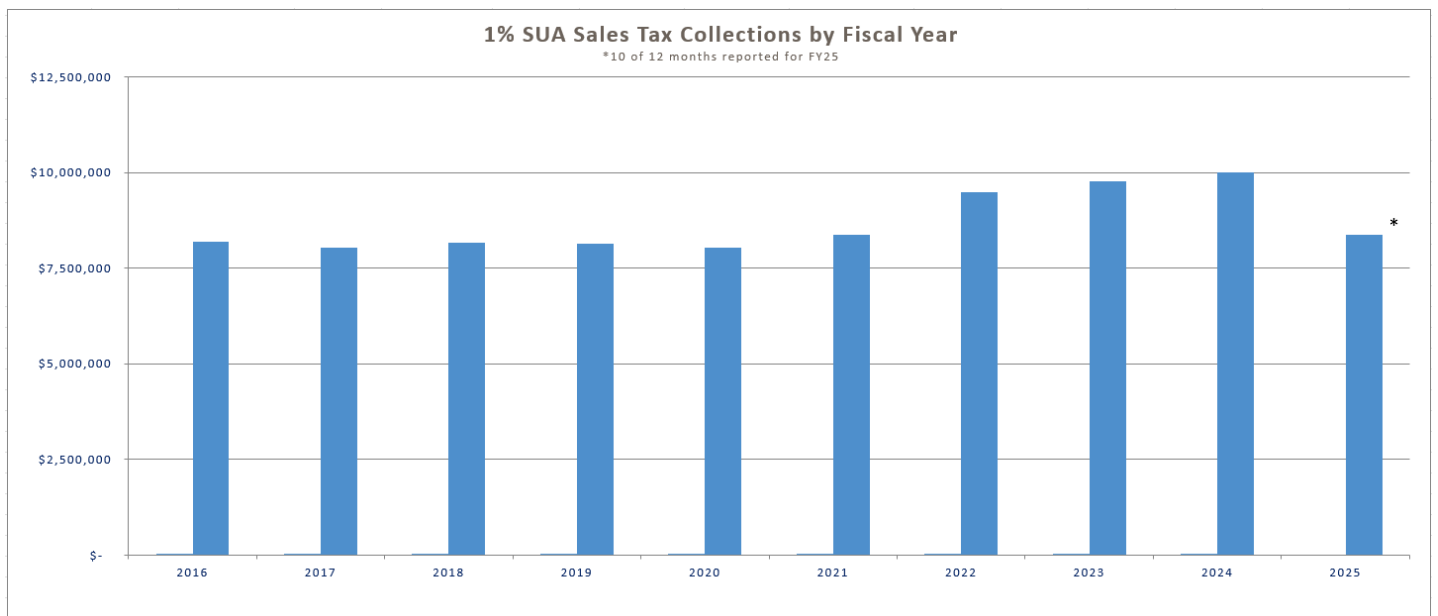
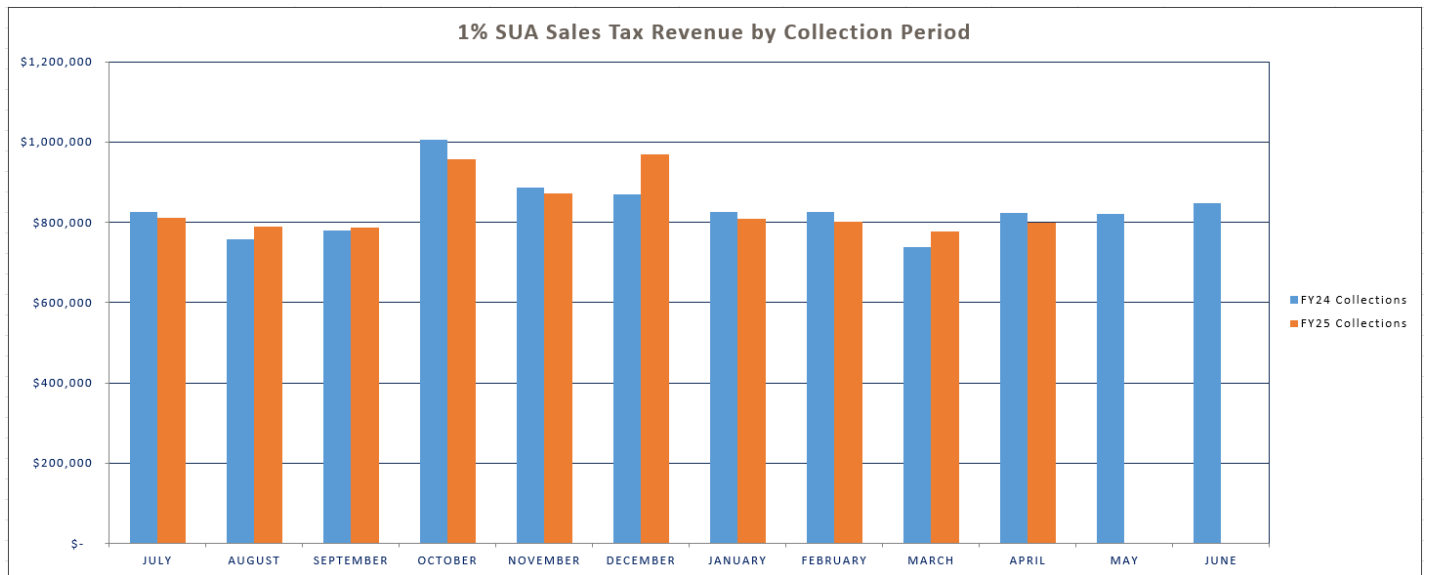
1% TRANSPORTATION SALES TAX PERFORMANCE (vs PRIOR YEAR)			
April-25	April-24	Difference	% Change
799,964	822,922	-22,958	-2.79%
YTD FY25	YTD FY24	Difference	% Change
8,373,854	8,338,357	35,497	0.43%



III. 1% STILLWATER UTILITIES AUTHORITY (SUA) SALES TAX

1% SUA SALES TAX PERFORMANCE (vs BUDGET)			
YTD FY25	Annual Budget	% of Budget	% Year Passed
8,373,854	10,000,000	83.74%	83.33%

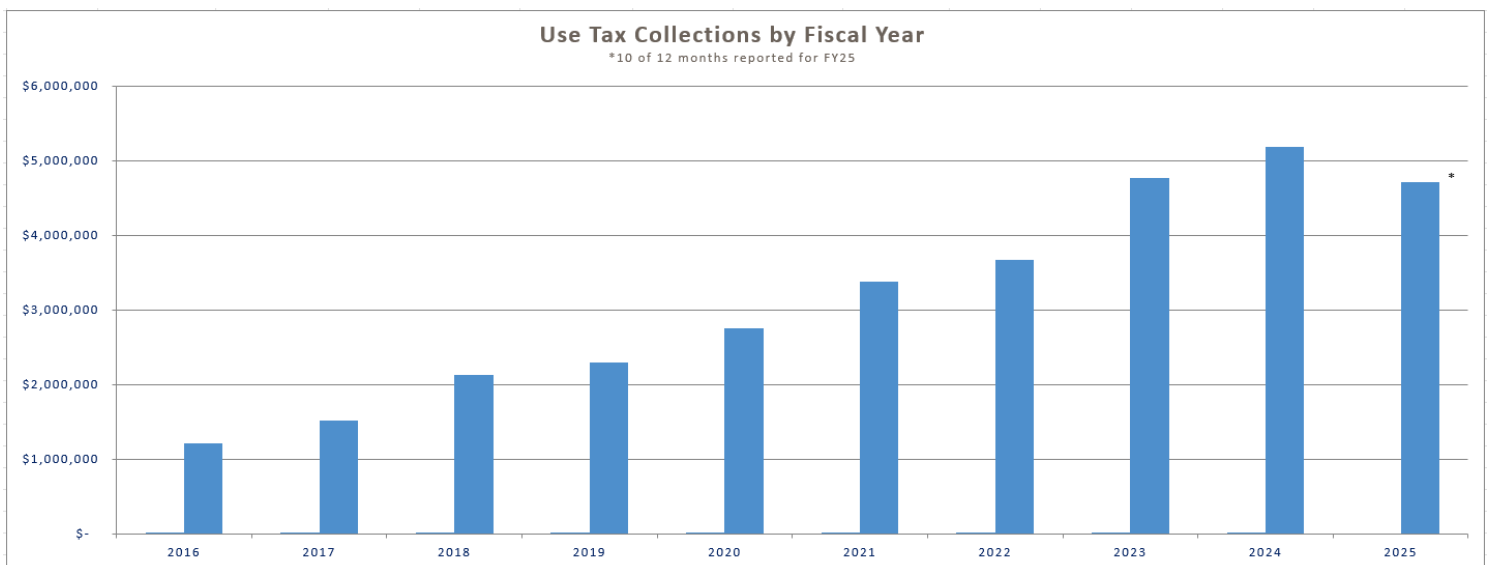
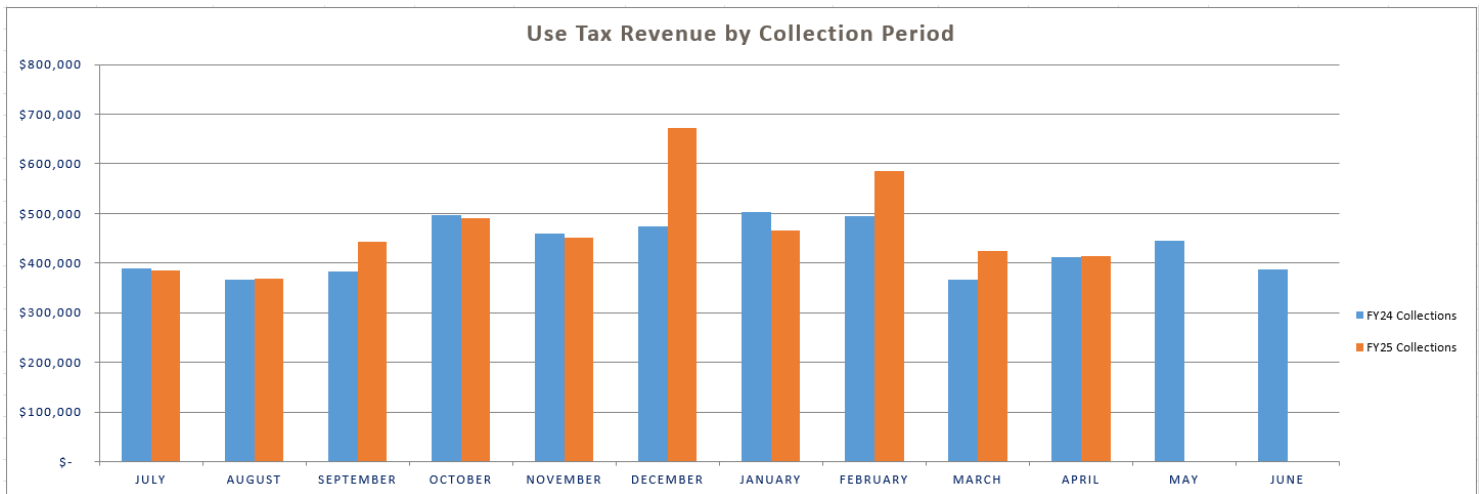
1% SUA SALES TAX PERFORMANCE (vs PRIOR YEAR)			
April-25	April-24	Difference	% Change
799,964	822,922	-22,958	-2.79%
YTD FY25	YTD FY24	Difference	% Change
8,373,854	8,338,357	35,497	0.43%



IV. USE TAX

USE TAX PERFORMANCE (vs BUDGET)			
YTD FY25	Annual Budget	% of Budget	% Year Passed
4,702,380	4,500,000	104.50%	83.33%

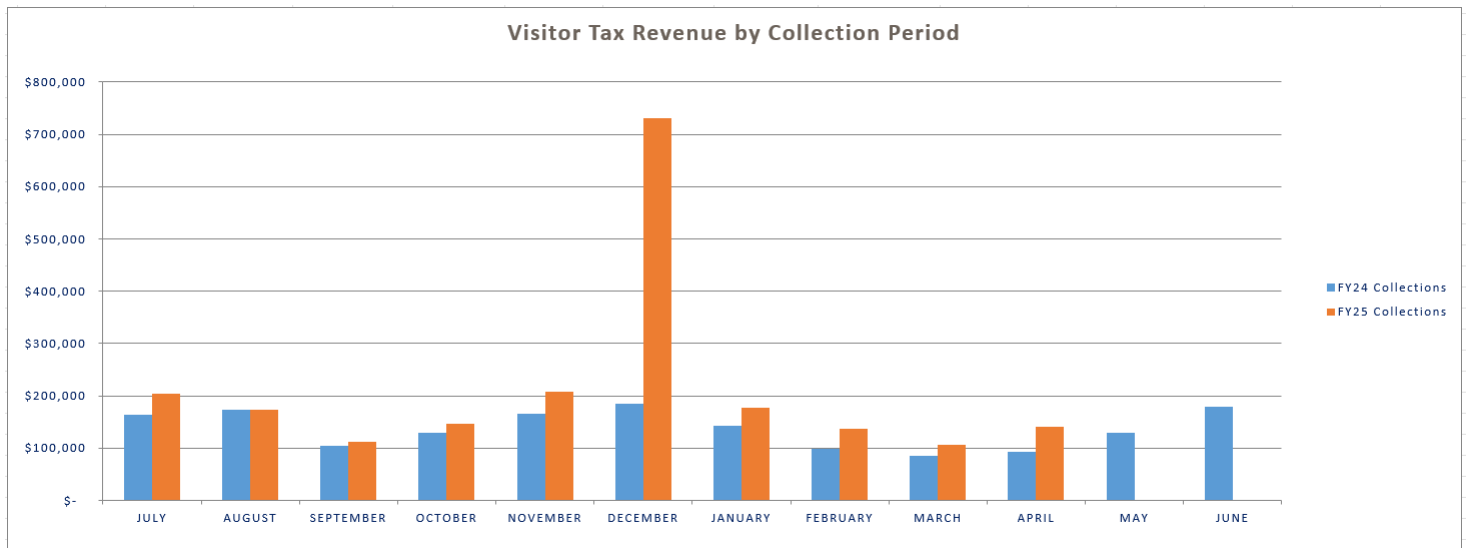
USE TAX PERFORMANCE (vs PRIOR YEAR)			
April-25	April-24	Difference	% Change
413,260	411,575	1,685	0.41%
YTD FY25	YTD FY24	Difference	% Change
4,702,380	4,345,476	356,904	8.21%



V. VISITOR TAX

VISITOR TAX (vs BUDGET)			
YTD FY25	Annual Budget	% of Budget	% Year Passed
2,133,741	2,300,000	92.77%	83.33%

VISITOR TAX (vs PRIOR YEAR)			
April-25	April-24	Difference	% Change
140,607	92,801	47,806	51.51%
YTD FY25	YTD FY24	Difference	% Change
2,133,741	1,337,752	795,989	59.50%



Note: The increase in the Visitor Tax Revenue collection shown for December 2024 is the result of a company filing amended returns and remitting additional amounts due for prior reporting periods.

