

Finance Department

723 S. Lewis Street/P.O. Box 1449
Stillwater, Oklahoma 74076-1449
Office: (405) 742-8355

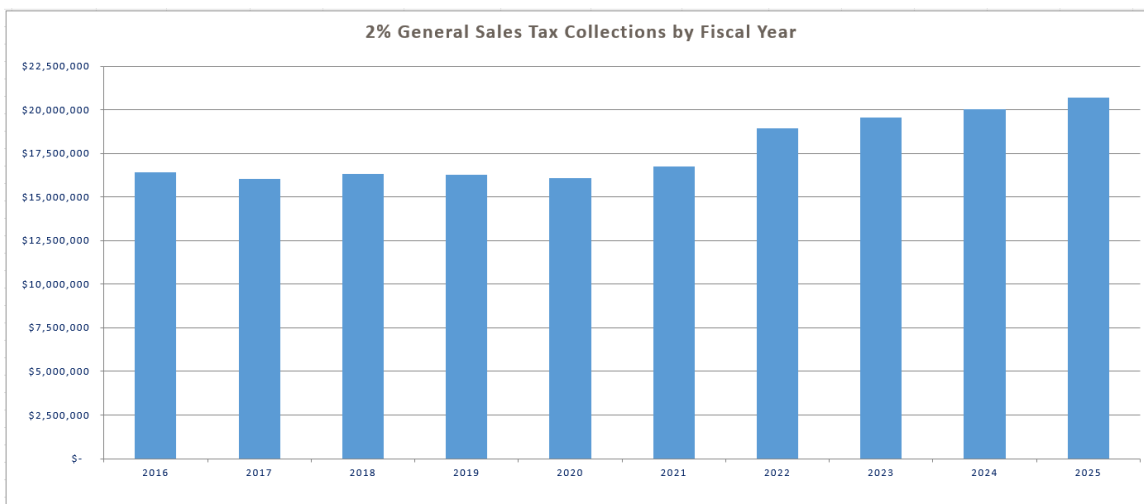
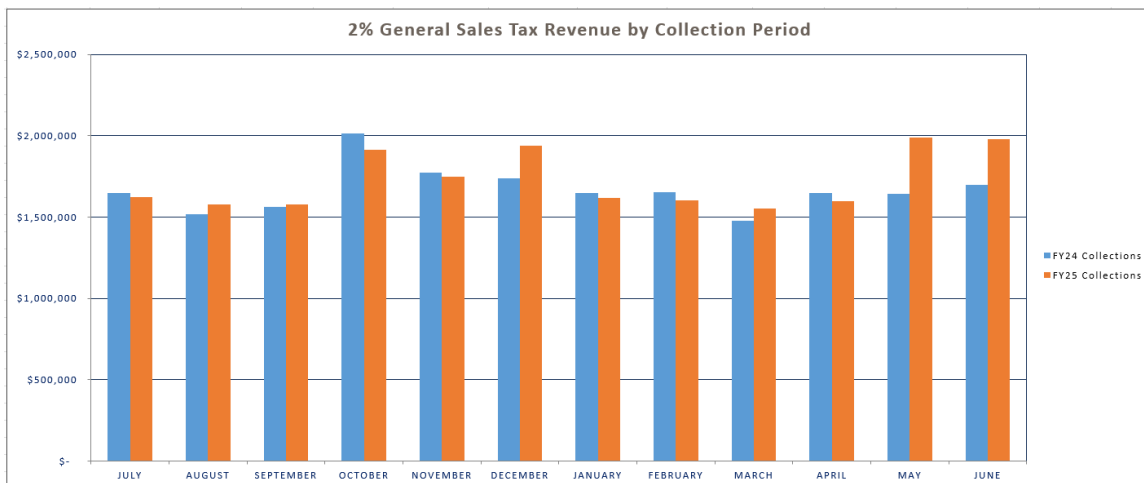
Sales, Use & Visitor Tax Report, June 2025

Go to the City's Financial Center for more information about the budget and taxes and monthly reports for sales, use and visitor tax: <https://stillwaterok.gov/233/Financial-Center>.

I. 2% GENERAL SALES TAX

2% GENERAL SALES TAX PERFORMANCE (vs BUDGET)			
YTD FY25	Annual Budget	% of Budget	% Year Passed
20,715,063	20,000,000	103.58%	100.00%

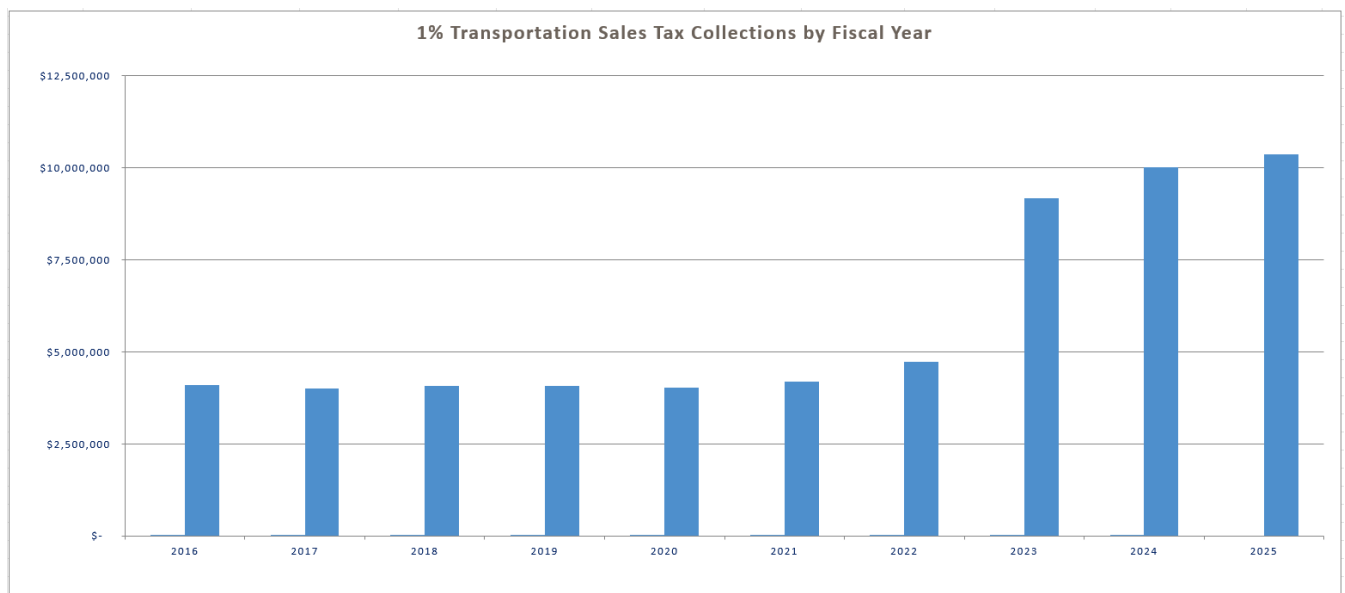
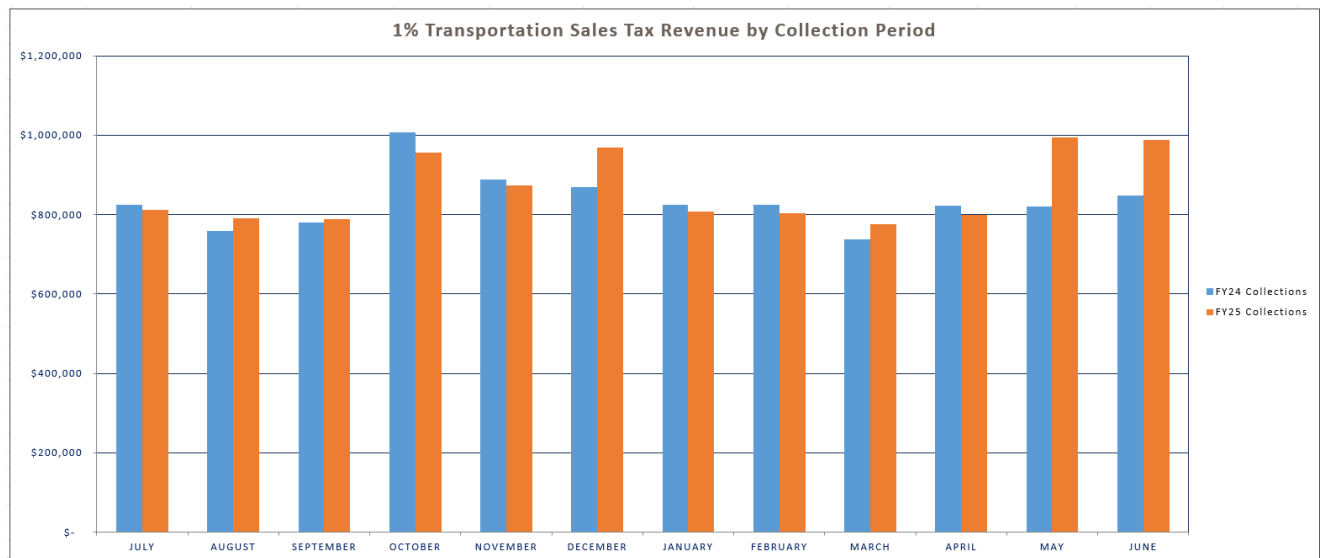
2% GENERAL SALES TAX PERFORMANCE (vs PRIOR YEAR)			
June-25	June-24	Difference	% Change
1,977,524	1,697,372	280,152	16.51%
YTD FY25	YTD FY24	Difference	% Change
20,715,063	20,015,870	699,193	3.49%



II. 1% TRANSPORTATION SALES TAX

1% TRANSPORTATION SALES TAX PERFORMANCE (vs BUDGET)			
YTD FY25	Annual Budget	% of Budget	% Year Passed
10,357,532	10,000,000	103.58%	100.00%

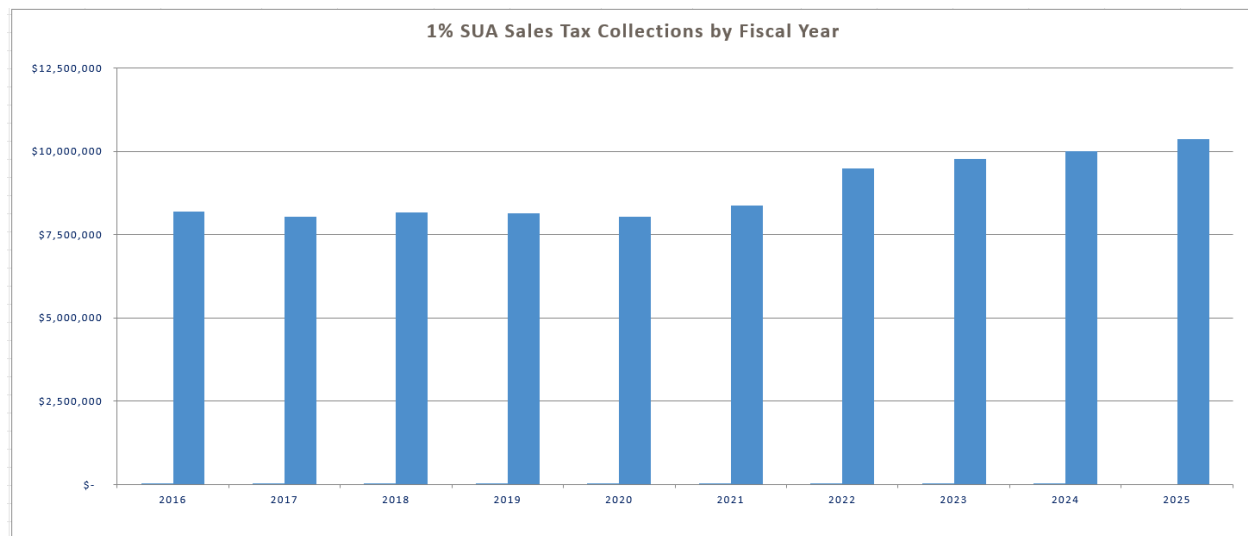
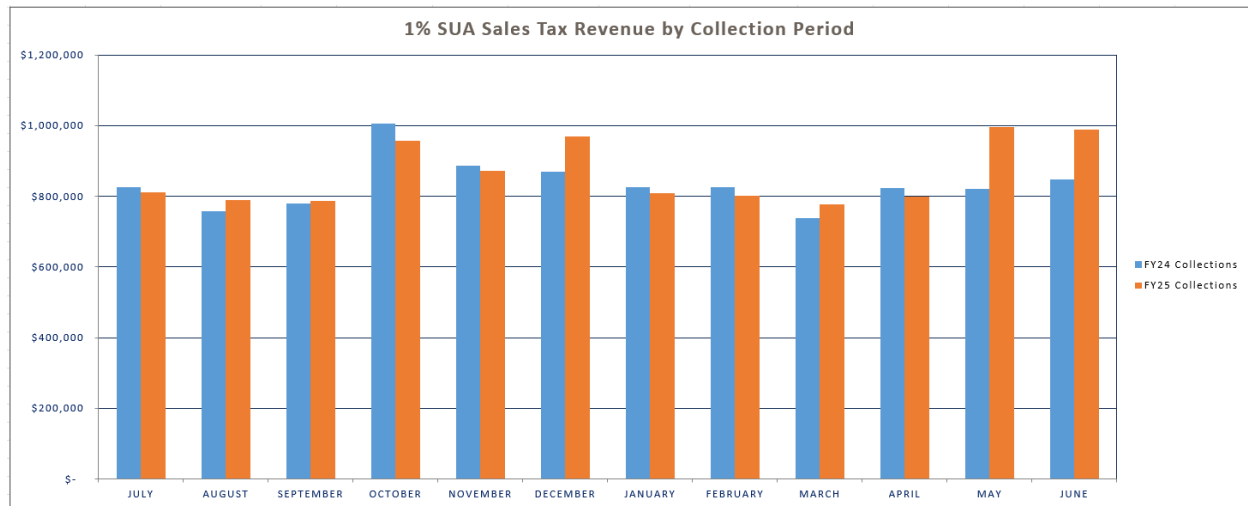
1% TRANSPORTATION SALES TAX PERFORMANCE (vs PRIOR YEAR)			
June-25	June-24	Difference	% Change
988,762	848,686	140,076	16.51%
YTD FY25	YTD FY24	Difference	% Change
10,357,532	10,007,935	349,597	3.49%



III. 1% STILLWATER UTILITIES AUTHORITY (SUA) SALES TAX

1% SUA SALES TAX PERFORMANCE (vs BUDGET)			
YTD FY25	Annual Budget	% of Budget	% Year Passed
10,357,532	10,000,000	103.58%	100.00%

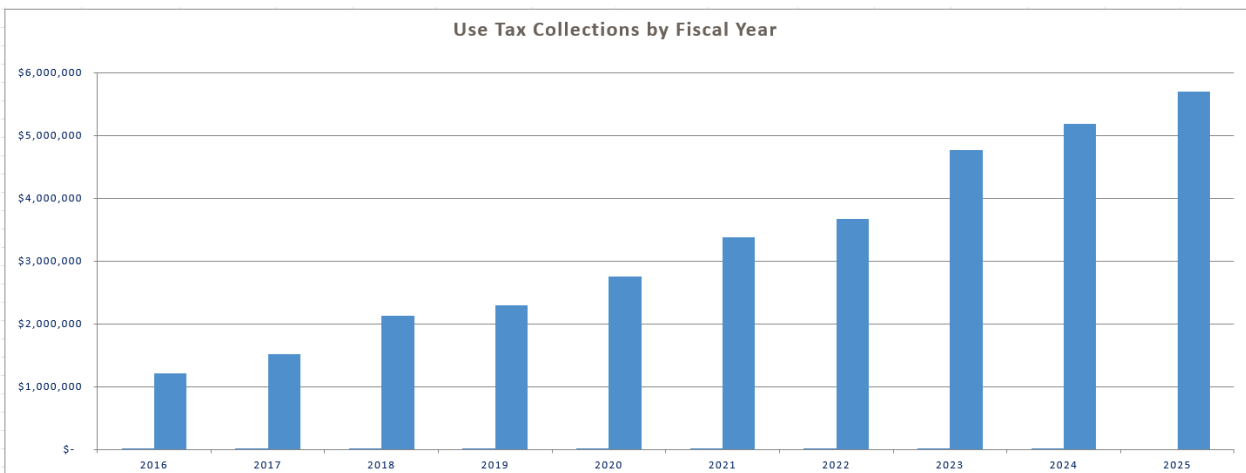
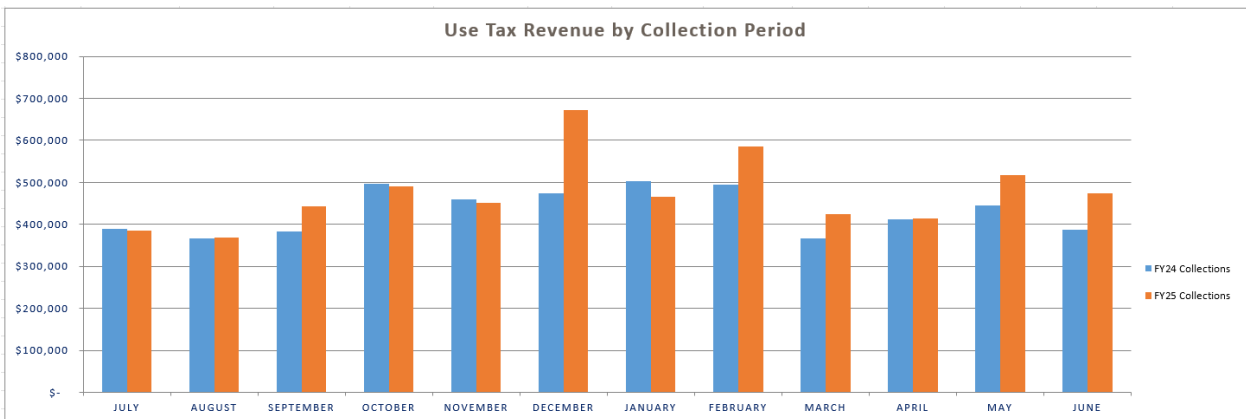
1% SUA SALES TAX PERFORMANCE (vs PRIOR YEAR)			
June-25	June-24	Difference	% Change
988,762	848,686	140,076	16.51%
YTD FY25	YTD FY24	Difference	% Change
10,357,532	10,007,935	349,597	3.49%



IV. USE TAX

USE TAX PERFORMANCE (vs BUDGET)			
YTD FY25	Annual Budget	% of Budget	% Year Passed
5,694,797	4,500,000	126.55%	100.00%

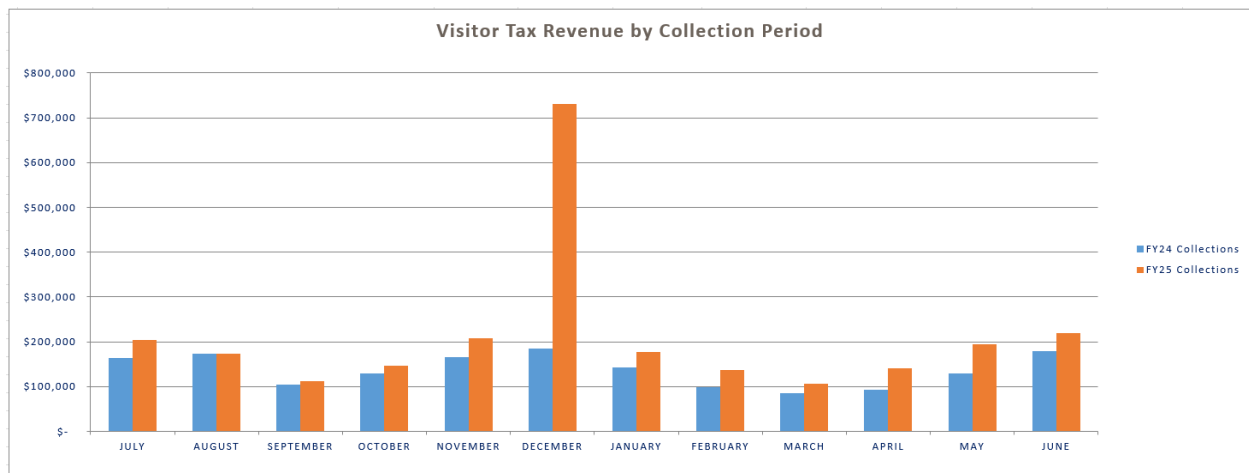
USE TAX PERFORMANCE (vs PRIOR YEAR)			
June-25	June-24	Difference	% Change
474,104	387,769	86,335	22.26%
YTD FY25	YTD FY24	Difference	% Change
5,694,797	5,178,743	516,054	9.96%



V. VISITOR TAX

VISITOR TAX (vs BUDGET)			
YTD FY25	Annual Budget	% of Budget	% Year Passed
2,547,734	2,300,000	110.77%	100.00%

VISITOR TAX (vs PRIOR YEAR)			
June-25	June-24	Difference	% Change
219,362	179,508	39,854	22.20%
YTD FY25	YTD FY24	Difference	% Change
2,547,734	1,647,238	900,496	54.67%



Note: The increase in the Visitor Tax Revenue collection shown for December 2024 is the result of a company filing amended returns and remitting additional amounts due for prior reporting periods.

