

Finance Department

723 S. Lewis Street/P.O. Box 1449
Stillwater, Oklahoma 74076-1449
Office: (405) 742-8355

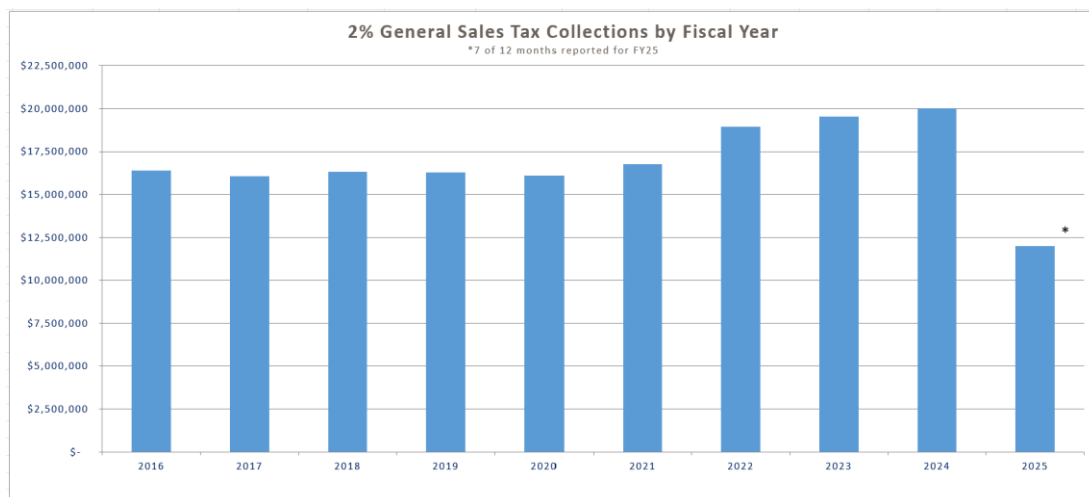
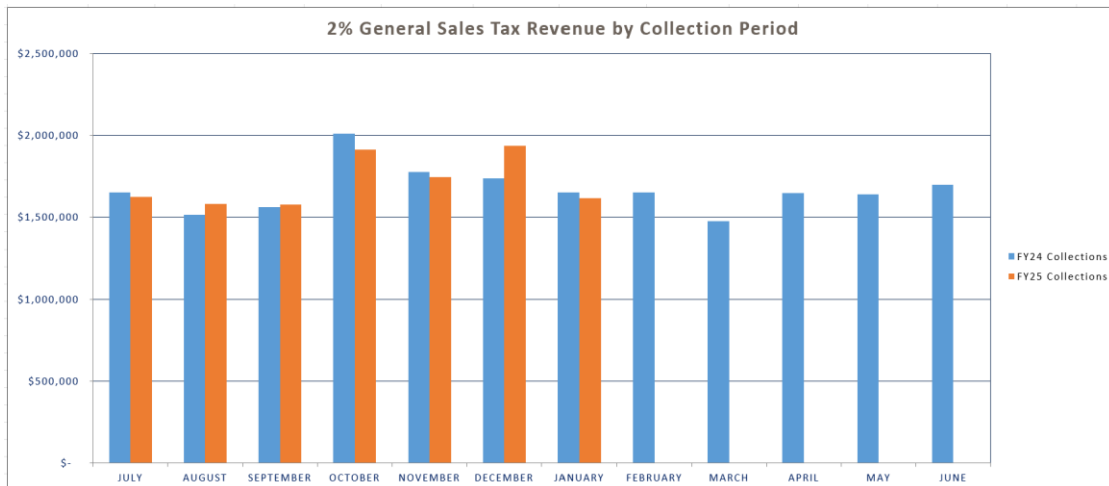
Sales, Use & Visitor Tax Report, January 2025

Go to the City's Financial Center for more information about the budget and taxes and monthly reports for sales, use and visitor tax: <https://stillwaterok.gov/233/Financial-Center>.

I. 2% GENERAL SALES TAX

2% GENERAL SALES TAX PERFORMANCE (vs BUDGET)			
YTD FY25	Annual Budget	% of Budget	% Year Passed
11,989,090	20,000,000	59.95%	58.33%

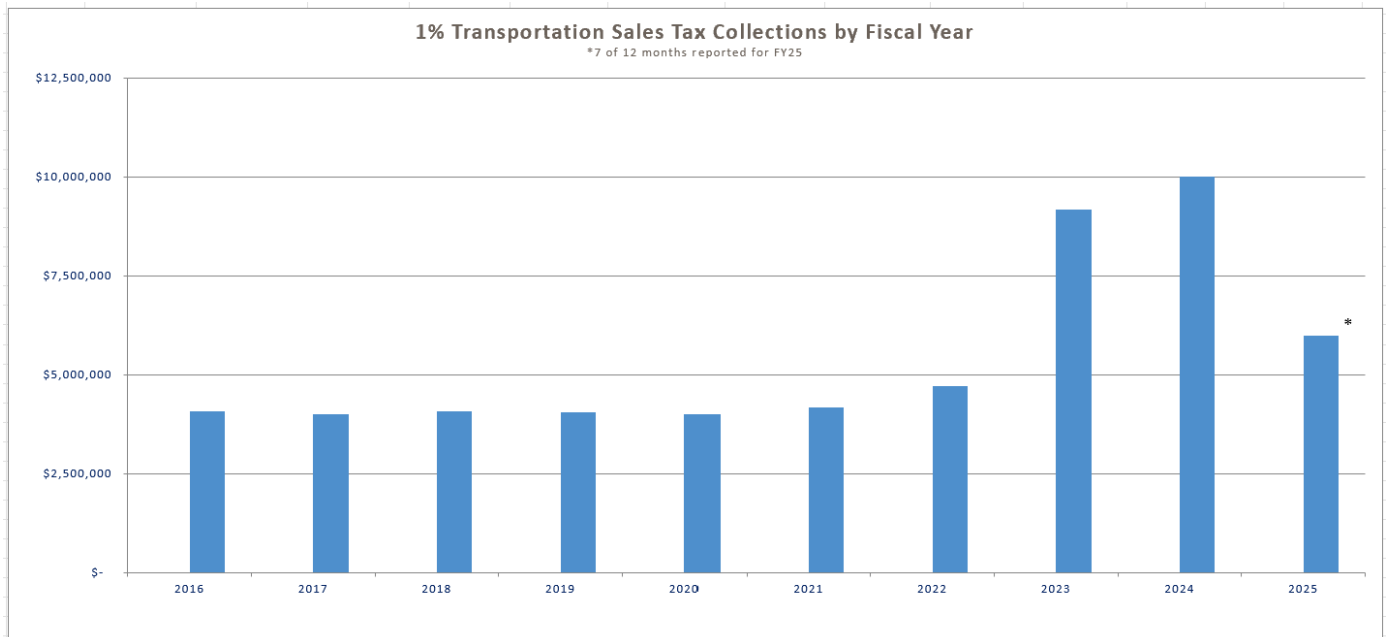
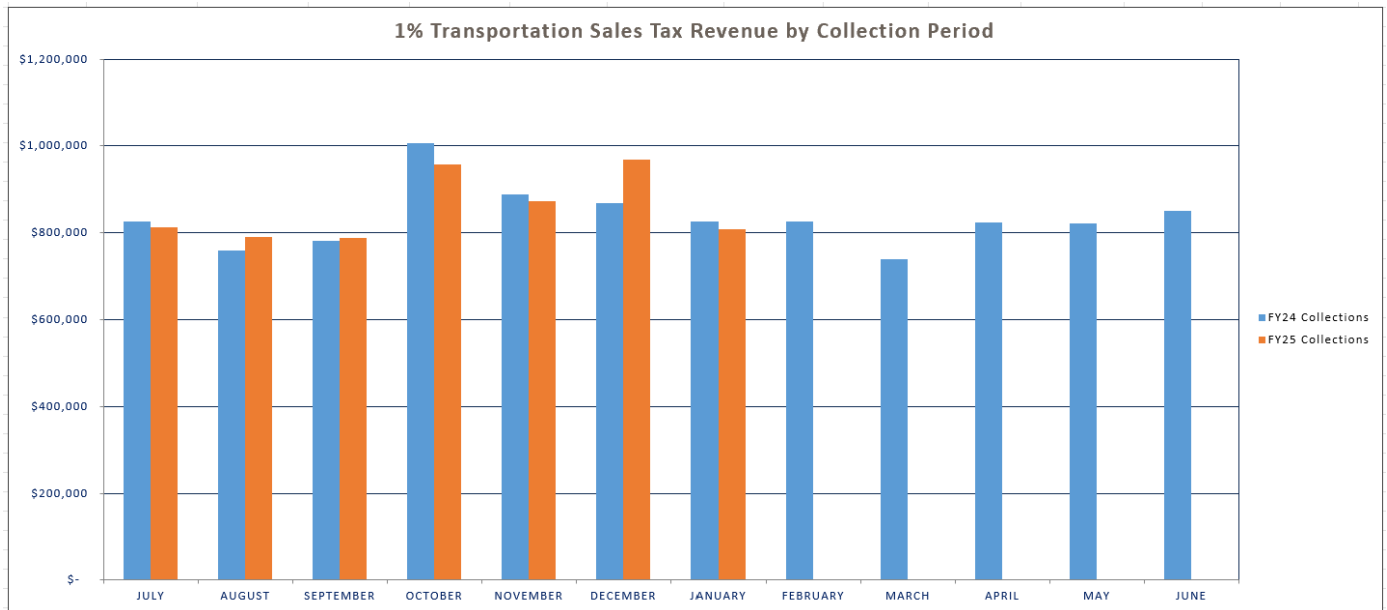
2% GENERAL SALES TAX PERFORMANCE (vs PRIOR YEAR)			
January-25	January-24	Difference	% Change
1,616,155	1,650,371	-34,216	-2.07%
YTD FY25	YTD FY24	Difference	% Change
11,989,090	11,903,095	85,995	0.72%



II. 1% TRANSPORTATION SALES TAX

1% TRANSPORTATION SALES TAX PERFORMANCE (vs BUDGET)			
YTD FY25	Annual Budget	% of Budget	% Year Passed
5,994,545	10,000,000	59.95%	58.33%

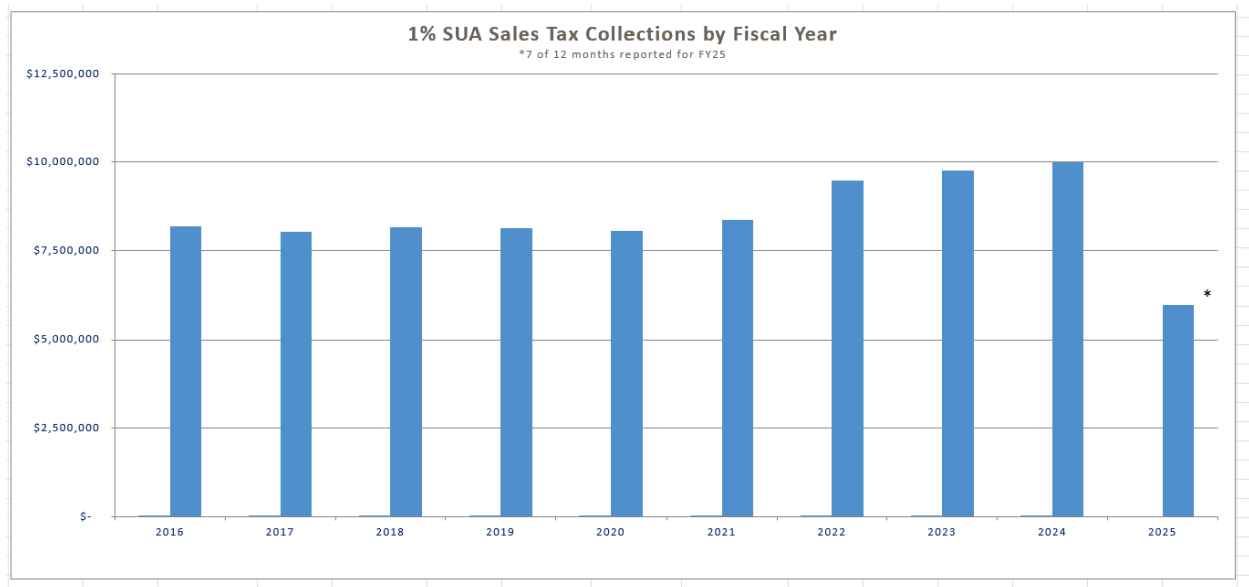
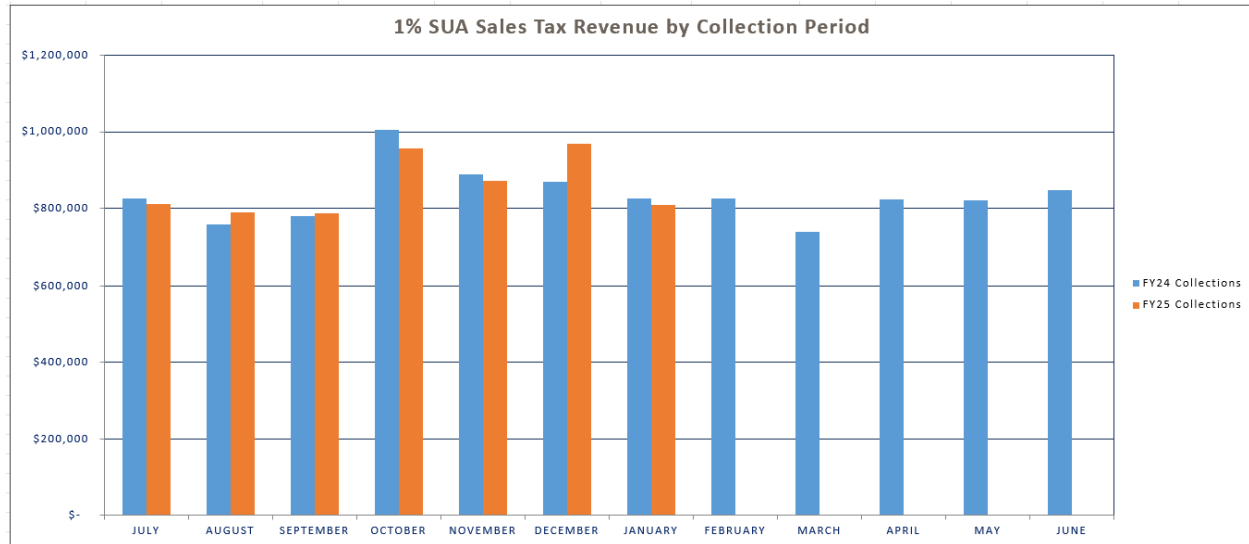
1% TRANSPORTATION SALES TAX PERFORMANCE (vs PRIOR YEAR)			
January-25	January-24	Difference	% Change
808,077	825,186	-17,109	-2.07%
YTD FY25	YTD FY24	Difference	% Change
5,994,545	5,951,547	42,998	0.72%



III. 1% STILLWATER UTILITIES AUTHORITY (SUA) SALES TAX

1% SUA SALES TAX PERFORMANCE (vs BUDGET)			
YTD FY25	Annual Budget	% of Budget	% Year Passed
5,994,545	10,000,000	59.95%	58.33%

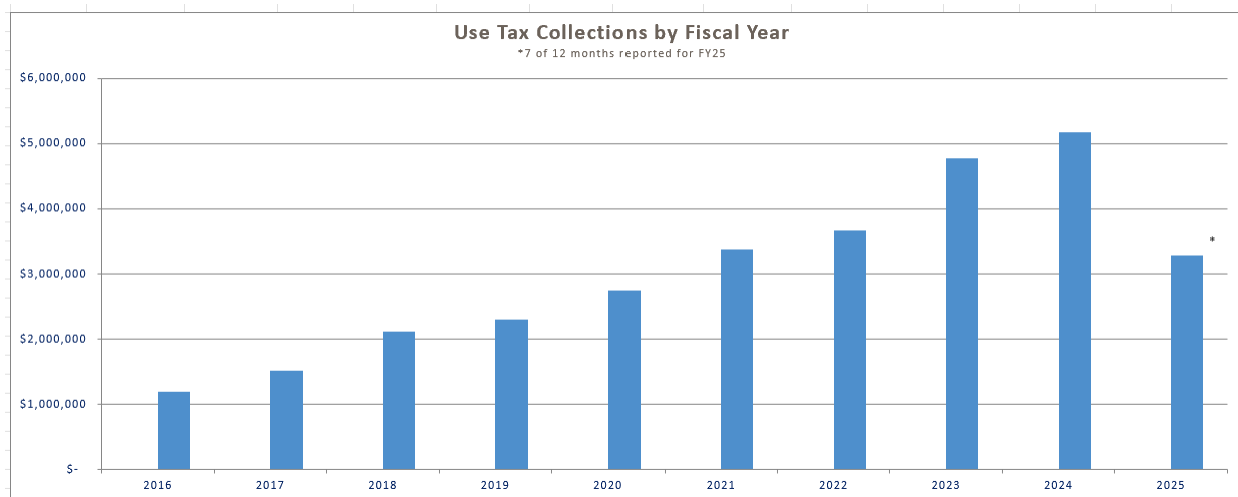
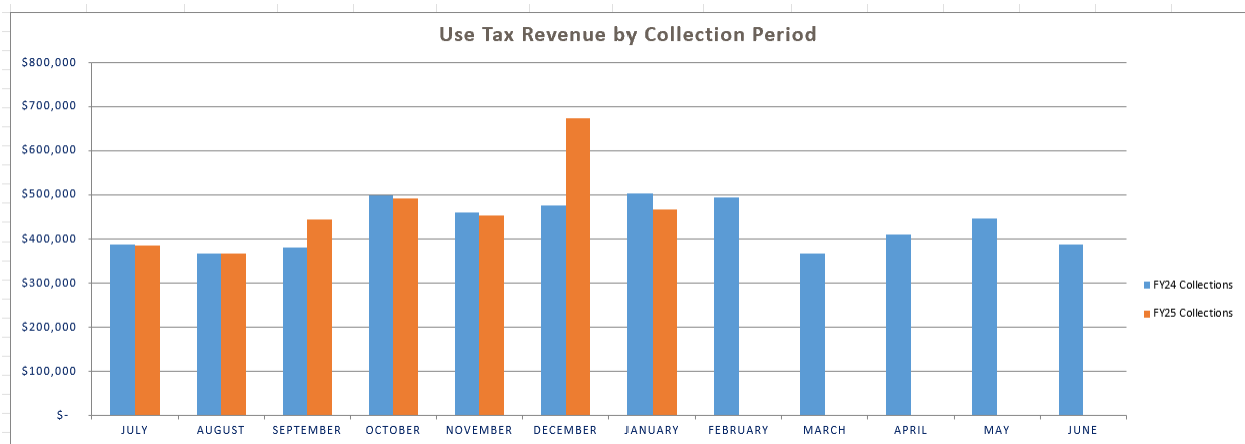
1% SUA SALES TAX PERFORMANCE (vs PRIOR YEAR)			
January-25	January-24	Difference	% Change
808,077	825,186	-17,109	-2.07%
YTD FY25	YTD FY24	Difference	% Change
5,994,545	5,951,547	42,998	0.72%



IV. USE TAX

USE TAX PERFORMANCE (vs BUDGET)			
YTD FY25	Annual Budget	% of Budget	% Year Passed
3,279,373	4,500,000	72.87%	58.33%

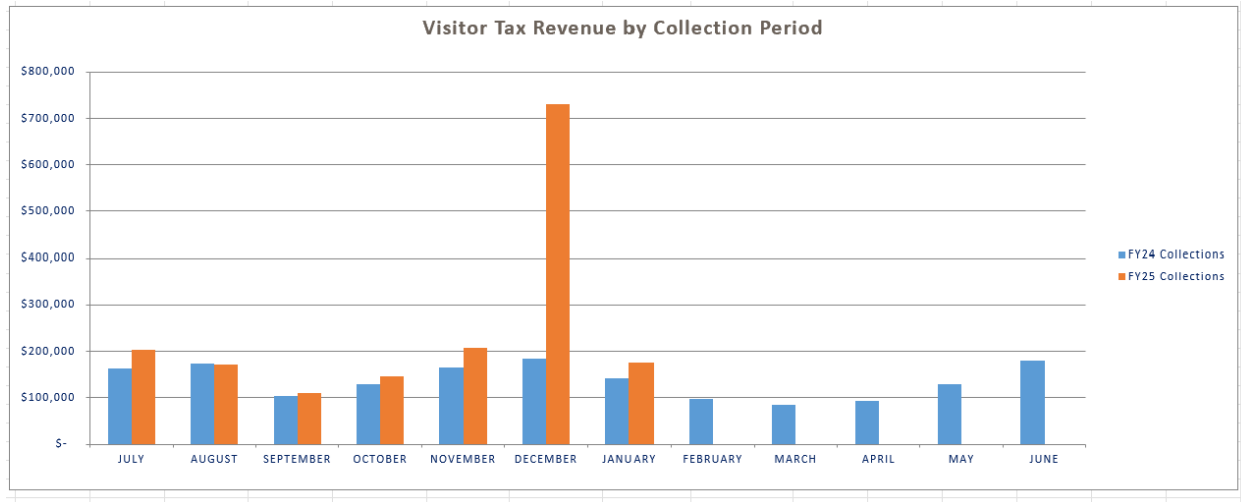
USE TAX PERFORMANCE (vs PRIOR YEAR)			
January-25	January-24	Difference	% Change
466,344	503,352	-37,008	-7.35%
YTD FY25	YTD FY24	Difference	% Change
3,279,373	3,072,964	206,409	6.72%



V. VISITOR TAX

VISITOR TAX (vs BUDGET)			
YTD FY25	Annual Budget	% of Budget	% Year Passed
1,750,185	1,600,000	109.39%	58.33%

VISITOR TAX (vs PRIOR YEAR)			
January-25	January-24	Difference	% Change
176,727	142,854	33,873	23.71%
YTD FY25	YTD FY24	Difference	% Change
1,750,185	1,061,601	688,584	64.86%



Note: The increase in the Visitor Tax Revenue collection shown for December 2024 is the result of a company filing amended returns and remitting additional amounts due for prior reporting periods.

