

Finance Department

723 S. Lewis Street/P.O. Box 1449
Stillwater, Oklahoma 74076-1449
Office: (405) 742-8355

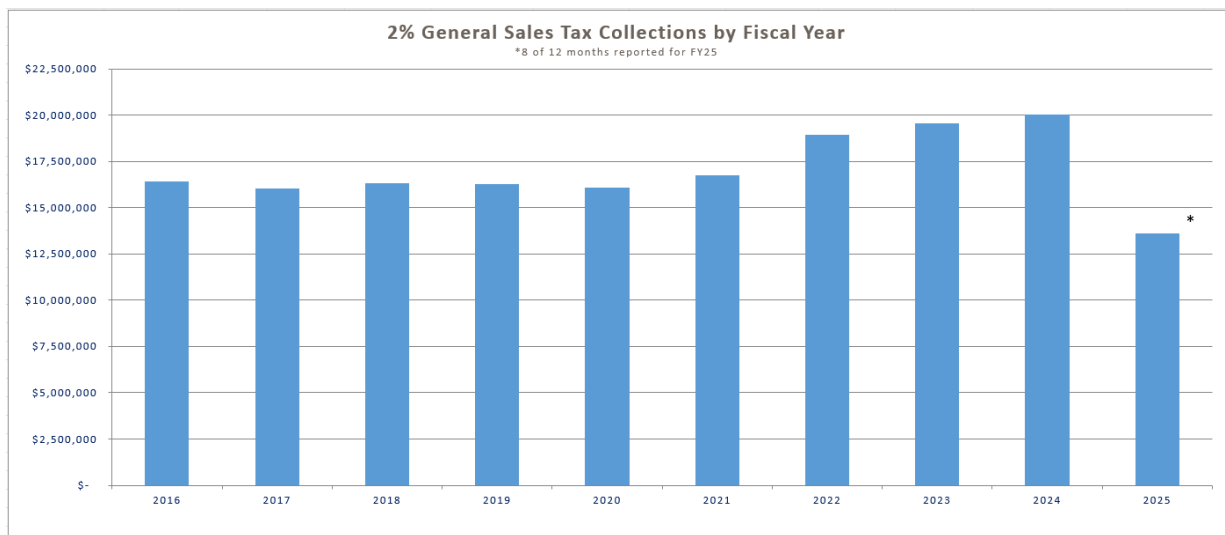
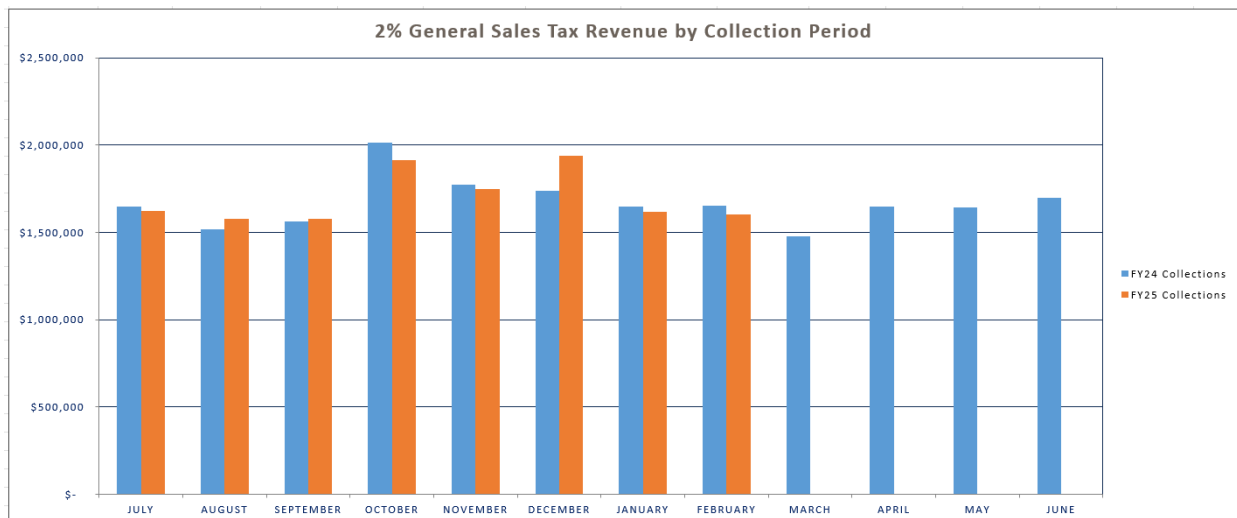
Sales, Use & Visitor Tax Report, February 2025

Go to the City's Financial Center for more information about the budget and taxes and monthly reports for sales, use and visitor tax: <https://stillwaterok.gov/233/Financial-Center>.

I. 2% GENERAL SALES TAX

2% GENERAL SALES TAX PERFORMANCE (vs BUDGET)			
YTD FY25	Annual Budget	% of Budget	% Year Passed
13,594,354	20,000,000	67.97%	66.67%

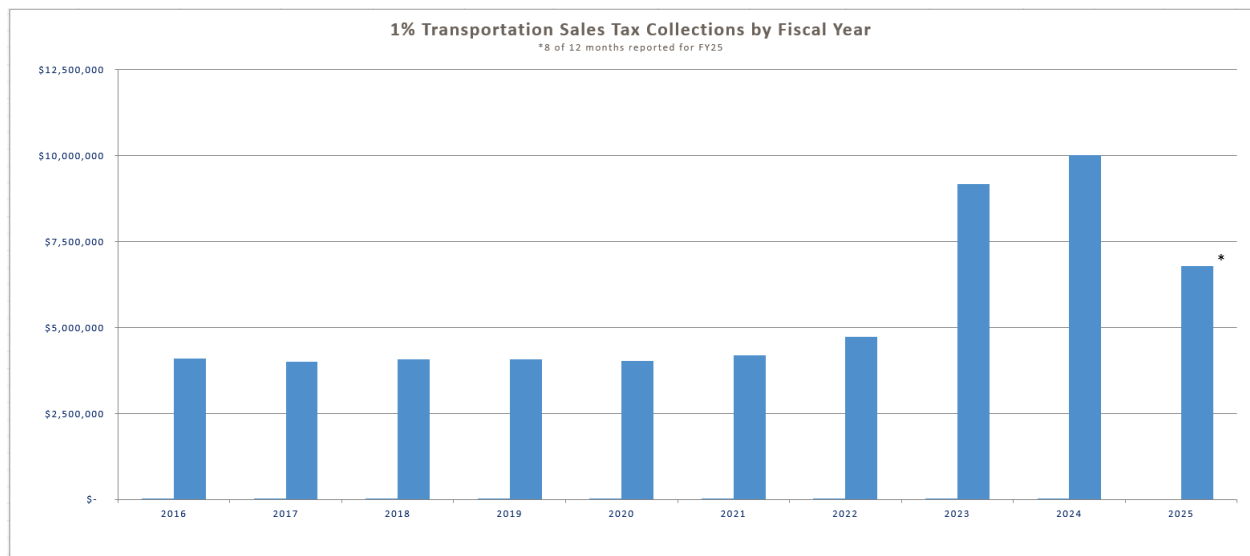
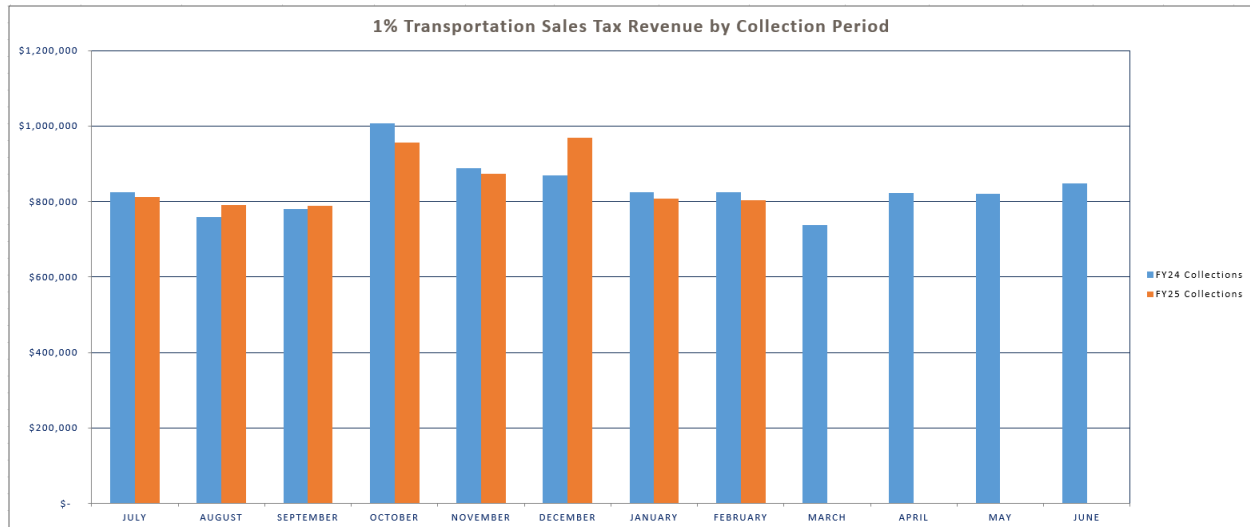
2% GENERAL SALES TAX PERFORMANCE (vs PRIOR YEAR)			
February-25	February-24	Difference	% Change
1,605,264	1,650,720	-45,456	-2.75%
YTD FY25	YTD FY24	Difference	% Change
13,594,354	13,553,815	40,539	0.30%



II. 1% TRANSPORTATION SALES TAX

1% TRANSPORTATION SALES TAX PERFORMANCE (vs BUDGET)			
YTD FY25	Annual Budget	% of Budget	% Year Passed
6,797,177	10,000,000	67.97%	66.67%

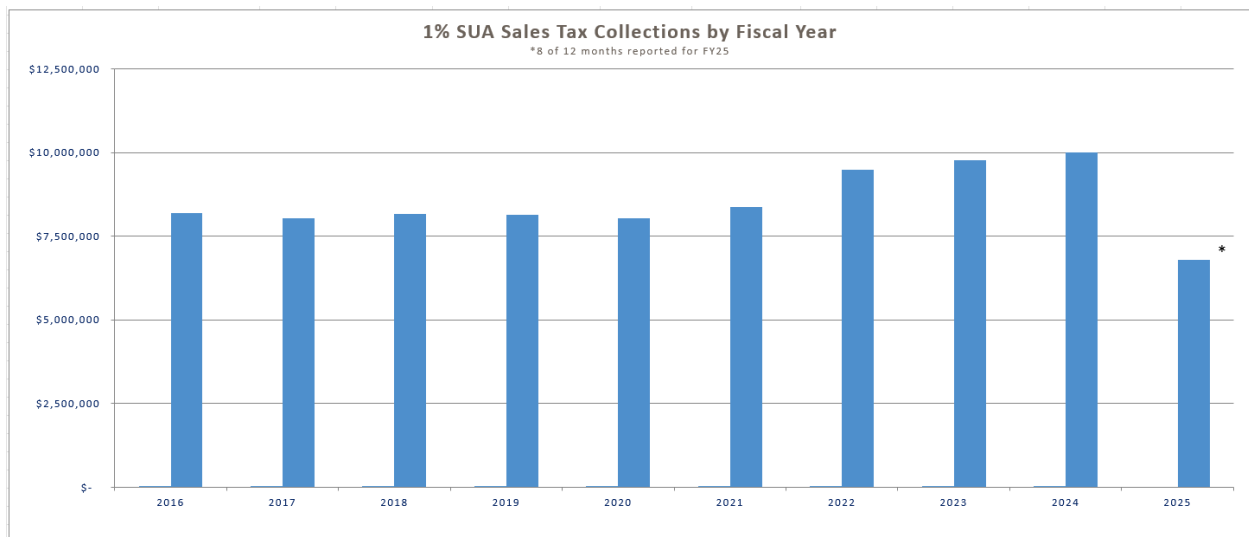
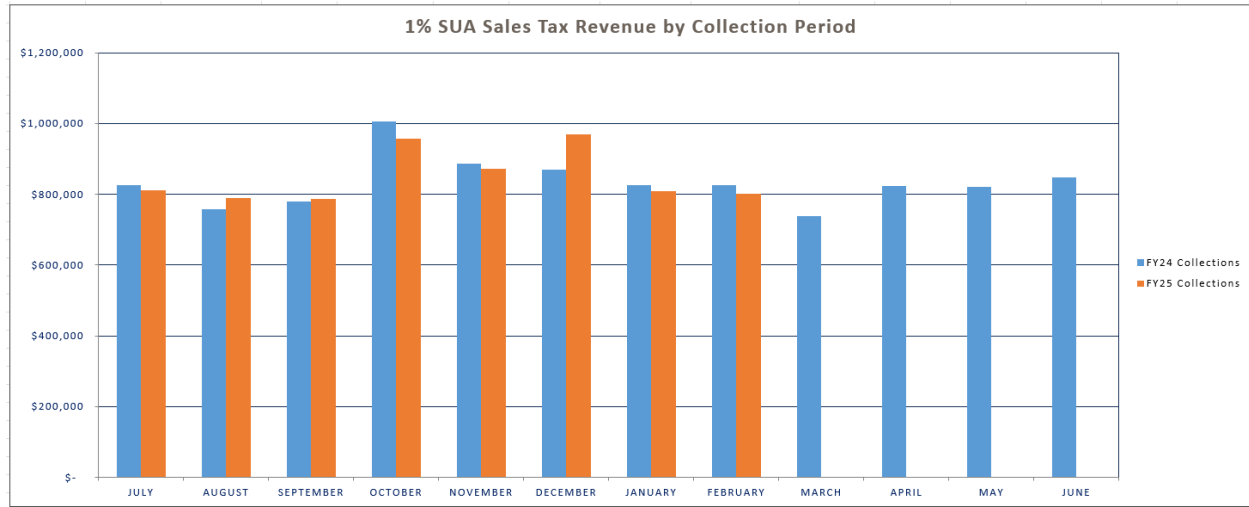
1% TRANSPORTATION SALES TAX PERFORMANCE (vs PRIOR YEAR)			
February-25	February-24	Difference	% Change
802,632	825,360	-22,728	-2.75%
YTD FY25	YTD FY24	Difference	% Change
6,797,177	6,776,907	20,270	0.30%



III. 1% STILLWATER UTILITIES AUTHORITY (SUA) SALES TAX

1% SUA SALES TAX PERFORMANCE (vs BUDGET)			
YTD FY25	Annual Budget	% of Budget	% Year Passed
6,797,177	10,000,000	67.97%	66.67%

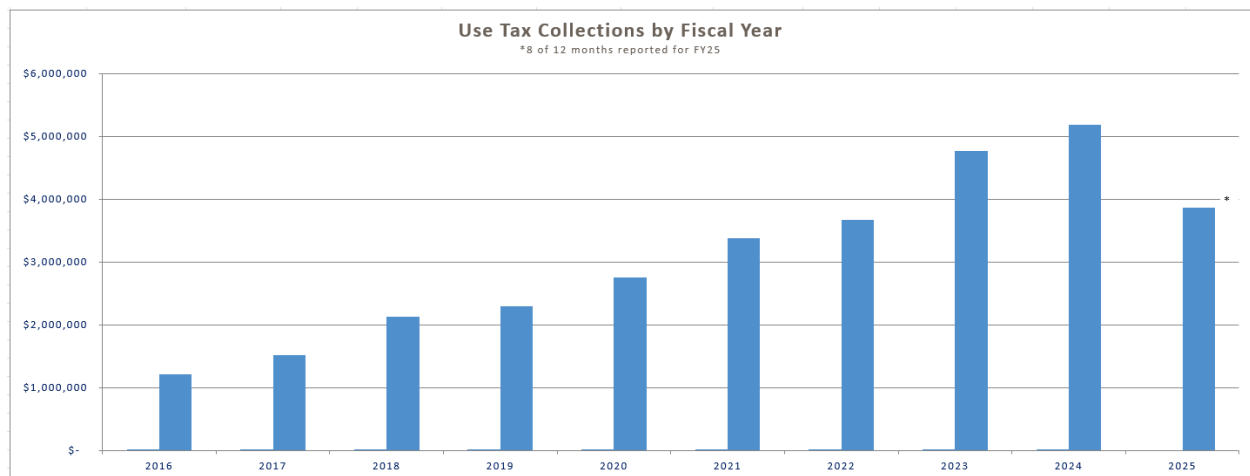
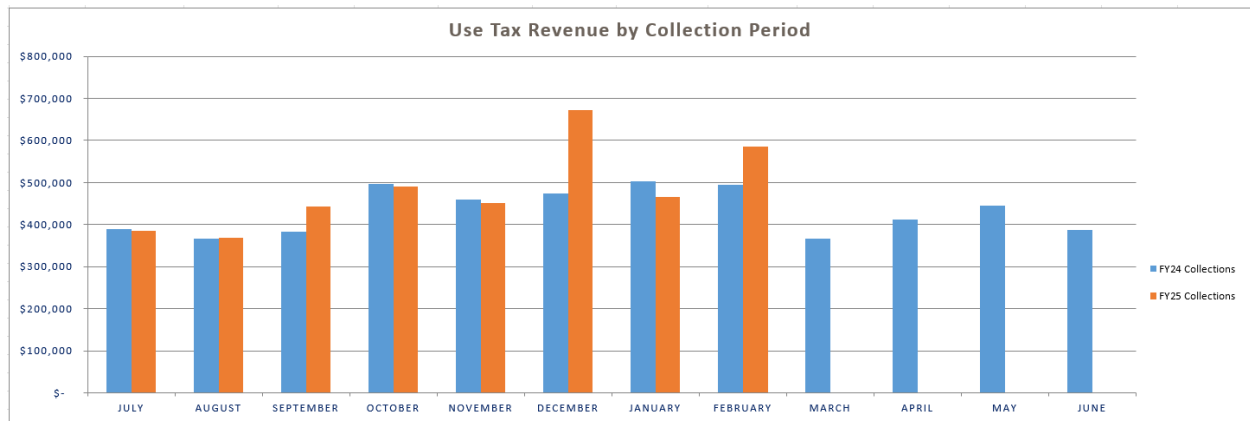
1% SUA SALES TAX PERFORMANCE (vs PRIOR YEAR)			
February-25	February-24	Difference	% Change
802,632	825,360	-22,728	-2.75%
YTD FY25	YTD FY24	Difference	% Change
6,797,177	6,776,907	20,270	0.30%



IV. USE TAX

USE TAX PERFORMANCE (vs BUDGET)			
YTD FY25	Annual Budget	% of Budget	% Year Passed
3,864,494	4,500,000	85.88%	66.67%

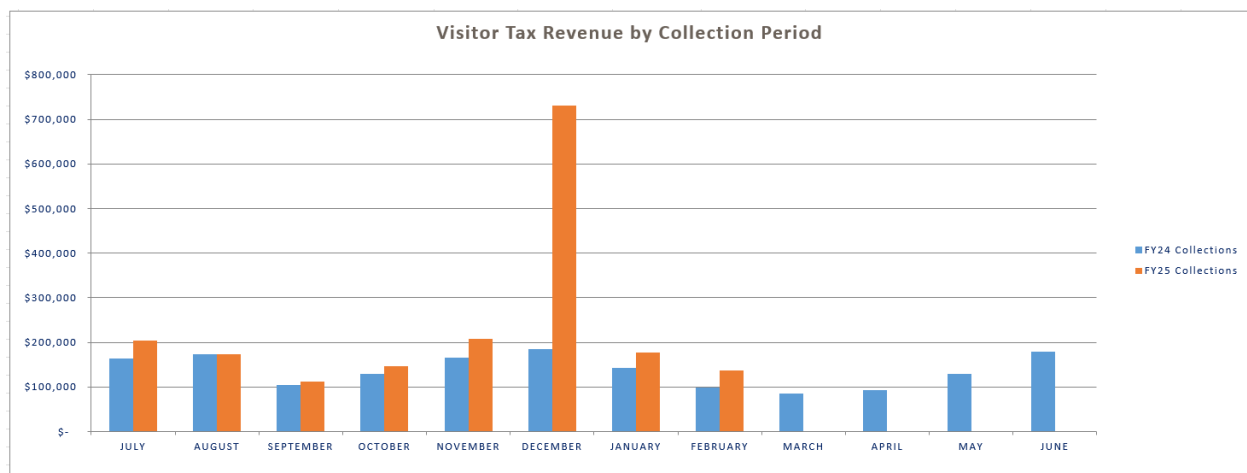
USE TAX PERFORMANCE (vs PRIOR YEAR)			
February-25	February-24	Difference	% Change
585,120	493,899	91,221	18.47%
YTD FY25	YTD FY24	Difference	% Change
3,864,494	3,566,864	297,630	8.34%



V. VISITOR TAX

VISITOR TAX (vs BUDGET)			
YTD FY25	Annual Budget	% of Budget	% Year Passed
1,886,434	1,600,000	117.90%	66.67%

VISITOR TAX (vs PRIOR YEAR)			
February-25	February-24	Difference	% Change
136,250	98,480	37,770	38.35%
YTD FY25	YTD FY24	Difference	% Change
1,886,434	1,160,081	726,353	62.61%



Note: The increase in the Visitor Tax Revenue collection shown for December 2024 is the result of a company filing amended returns and remitting additional amounts due for prior reporting periods.

