

Finance Department

723 S. Lewis Street/P.O. Box 1449
Stillwater, Oklahoma 74076-1449
Office: (405) 742-8355

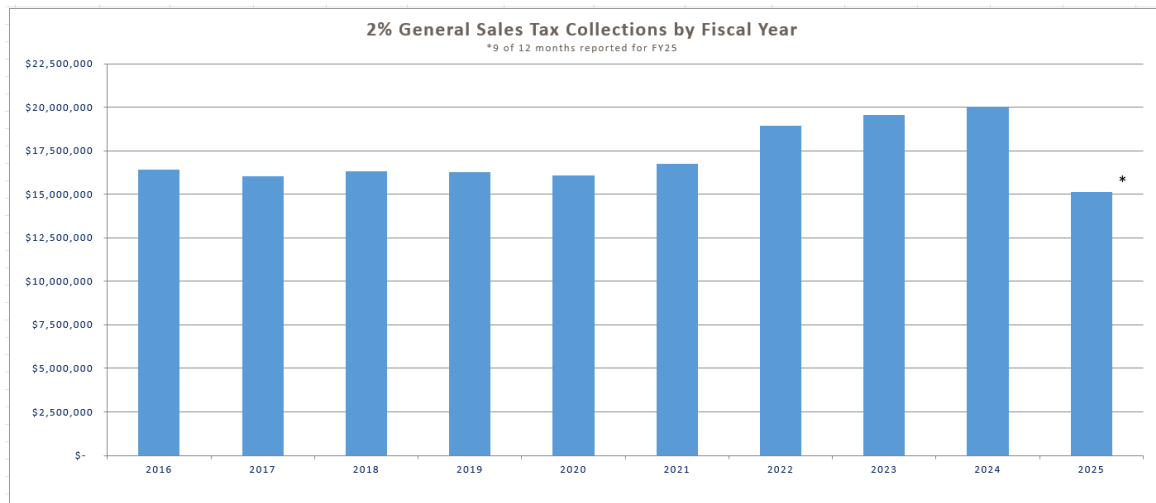
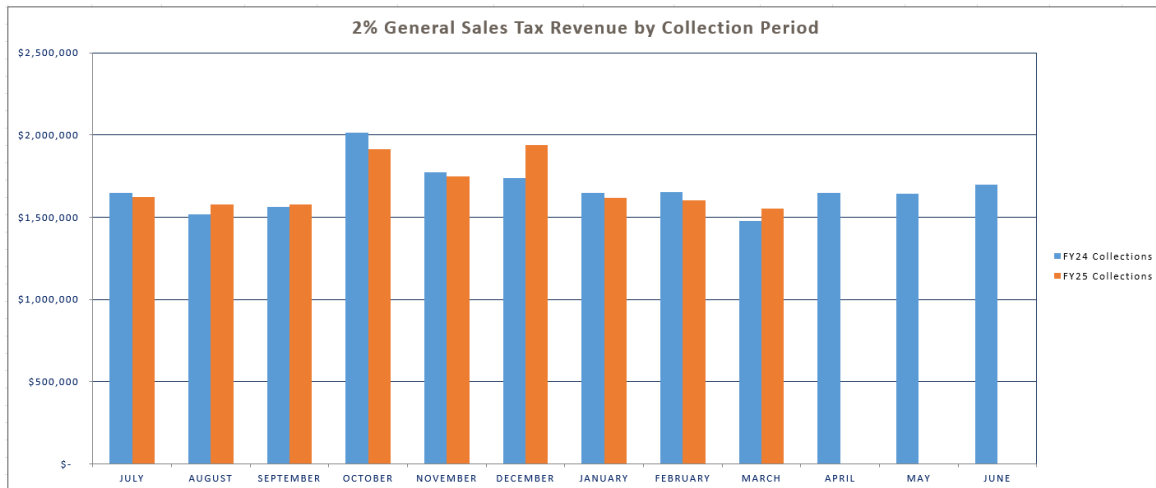
Sales, Use & Visitor Tax Report, March 2025

Go to the City's Financial Center for more information about the budget and taxes and monthly reports for sales, use and visitor tax: <https://stillwaterok.gov/233/Financial-Center>.

I. 2% GENERAL SALES TAX

2% GENERAL SALES TAX PERFORMANCE (vs BUDGET)			
YTD FY25	Annual Budget	% of Budget	% Year Passed
15,147,780	20,000,000	75.74%	75.00%

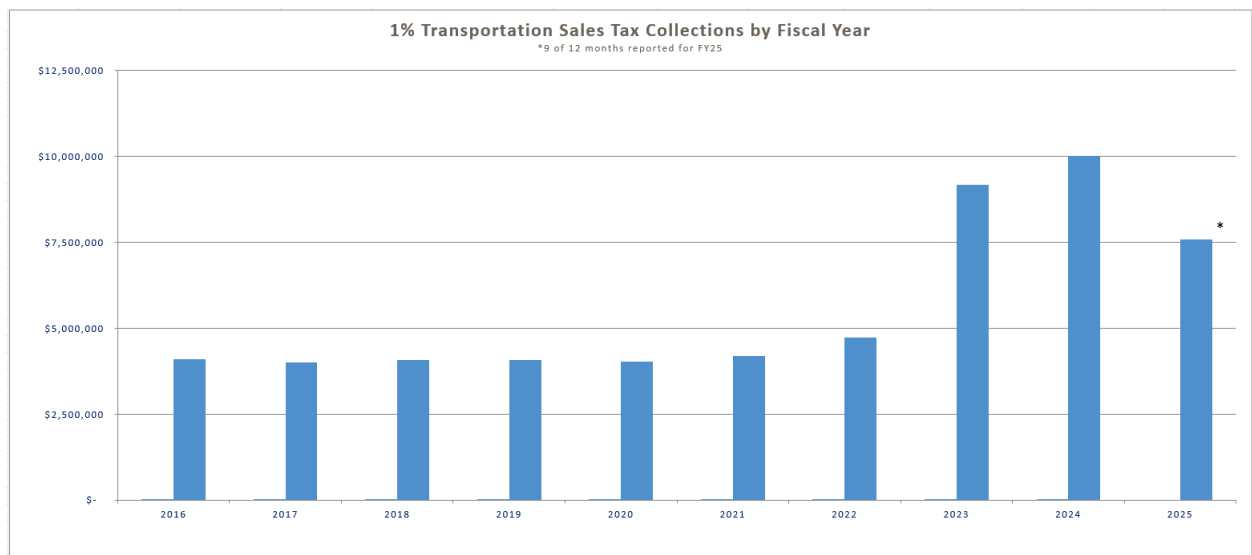
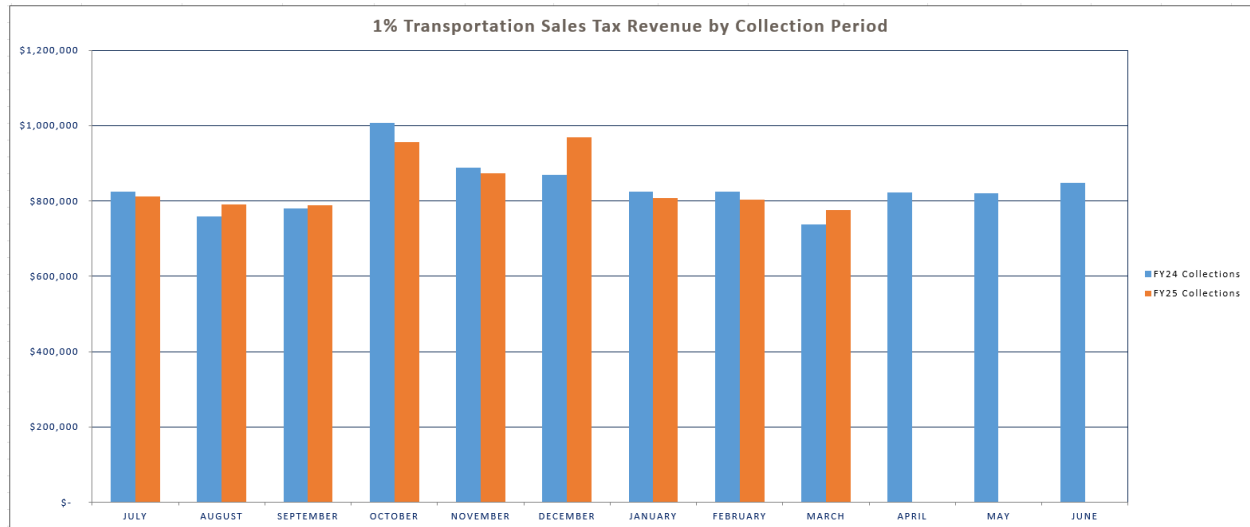
2% GENERAL SALES TAX PERFORMANCE (vs PRIOR YEAR)			
March-25	March-24	Difference	% Change
1,553,426	1,477,055	76,371	5.17%
YTD FY25	YTD FY24	Difference	% Change
15,147,780	15,030,870	116,910	0.78%



II. 1% TRANSPORTATION SALES TAX

1% TRANSPORTATION SALES TAX PERFORMANCE (vs BUDGET)			
YTD FY25	Annual Budget	% of Budget	% Year Passed
7,573,890	10,000,000	75.74%	75.00%

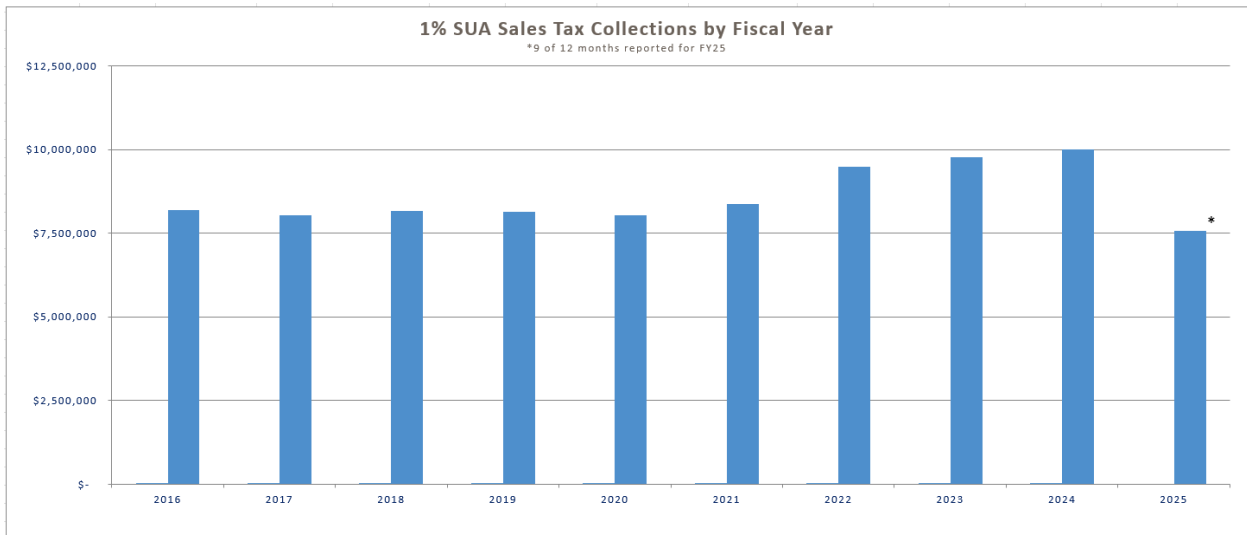
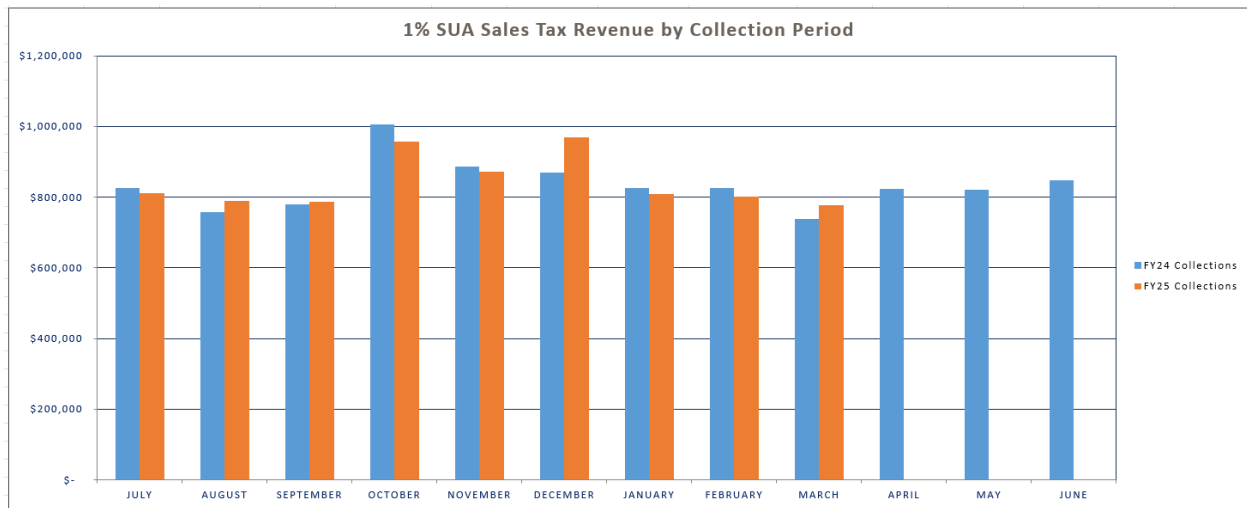
1% TRANSPORTATION SALES TAX PERFORMANCE (vs PRIOR YEAR)			
March-25	March-24	Difference	% Change
776,713	738,528	38,185	5.17%
YTD FY25	YTD FY24	Difference	% Change
7,573,890	7,515,435	58,455	0.78%



III. 1% STILLWATER UTILITIES AUTHORITY (SUA) SALES TAX

1% SUA SALES TAX PERFORMANCE (vs BUDGET)			
YTD FY25	Annual Budget	% of Budget	% Year Passed
7,573,890	10,000,000	75.74%	75.00%

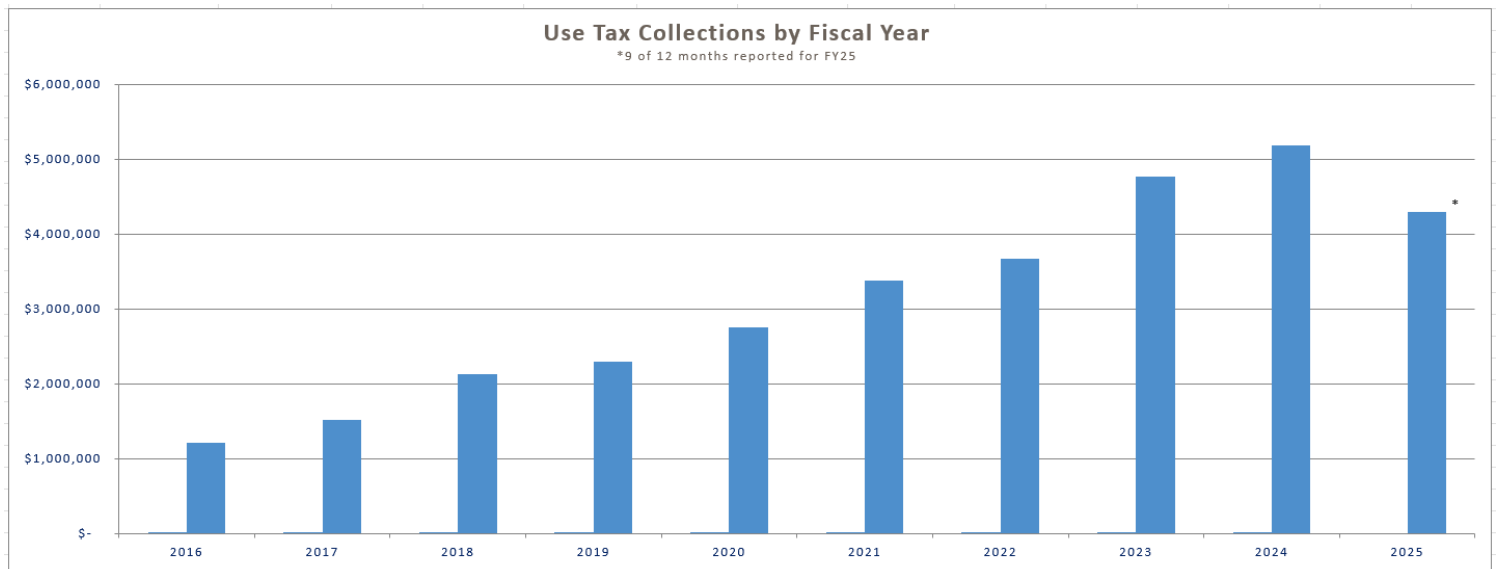
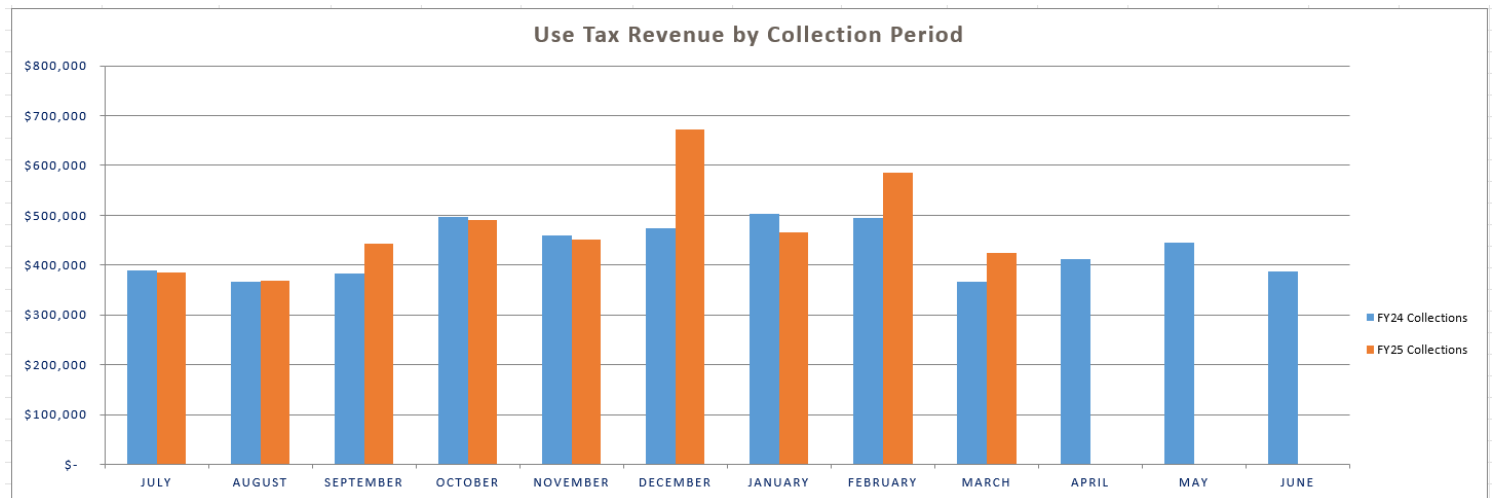
1% SUA SALES TAX PERFORMANCE (vs PRIOR YEAR)			
March-25	March-24	Difference	% Change
776,713	738,528	38,185	5.17%
YTD FY25	YTD FY24	Difference	% Change
7,573,890	7,515,435	58,455	0.78%



IV. USE TAX

USE TAX PERFORMANCE (vs BUDGET)			
YTD FY25	Annual Budget	% of Budget	% Year Passed
4,289,119	4,500,000	95.31%	75.00%

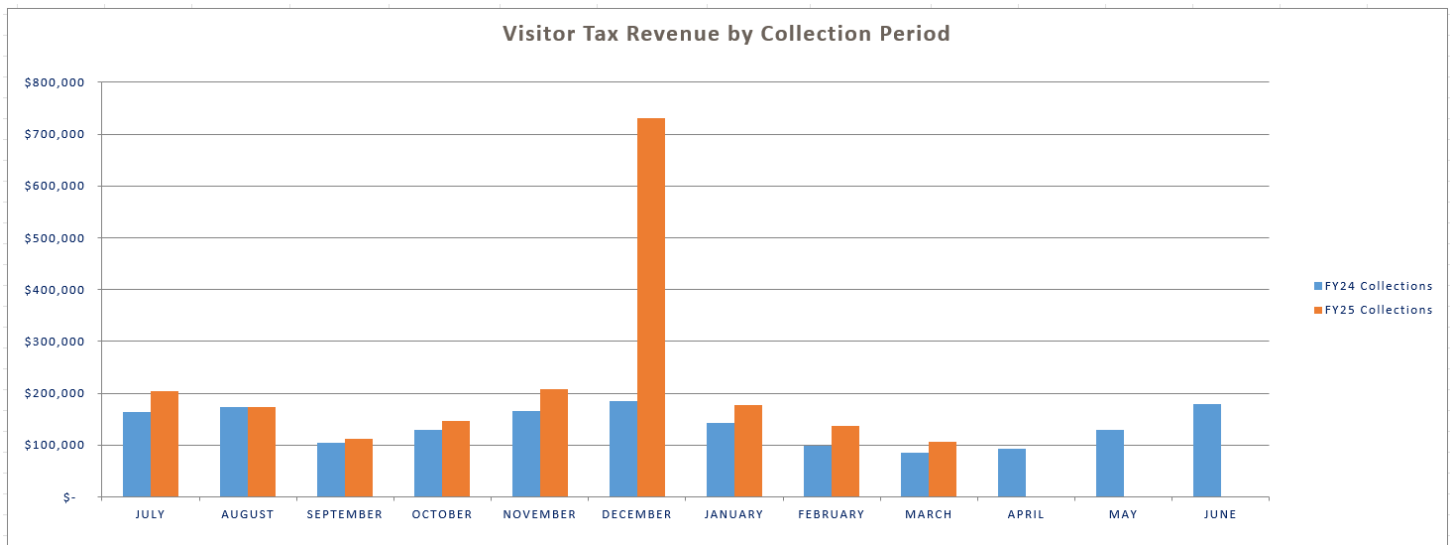
USE TAX PERFORMANCE (vs PRIOR YEAR)			
March-25	March-24	Difference	% Change
424,626	367,037	57,589	15.69%
YTD FY25	YTD FY24	Difference	% Change
4,289,119	3,933,901	355,218	9.03%



V. VISITOR TAX

VISITOR TAX (vs BUDGET)			
YTD FY25	Annual Budget	% of Budget	% Year Passed
1,993,134	2,300,000	86.66%	75.00%

VISITOR TAX (vs PRIOR YEAR)			
March-25	March-24	Difference	% Change
106,700	84,871	21,829	25.72%
YTD FY25	YTD FY24	Difference	% Change
1,993,134	1,244,951	748,183	60.10%



Note: The increase in the Visitor Tax Revenue collection shown for December 2024 is the result of a company filing amended returns and remitting additional amounts due for prior reporting periods.

