

## Finance Department

723 S. Lewis Street/P.O. Box 1449  
Stillwater, Oklahoma 74076-1449  
Office: (405) 742-8355

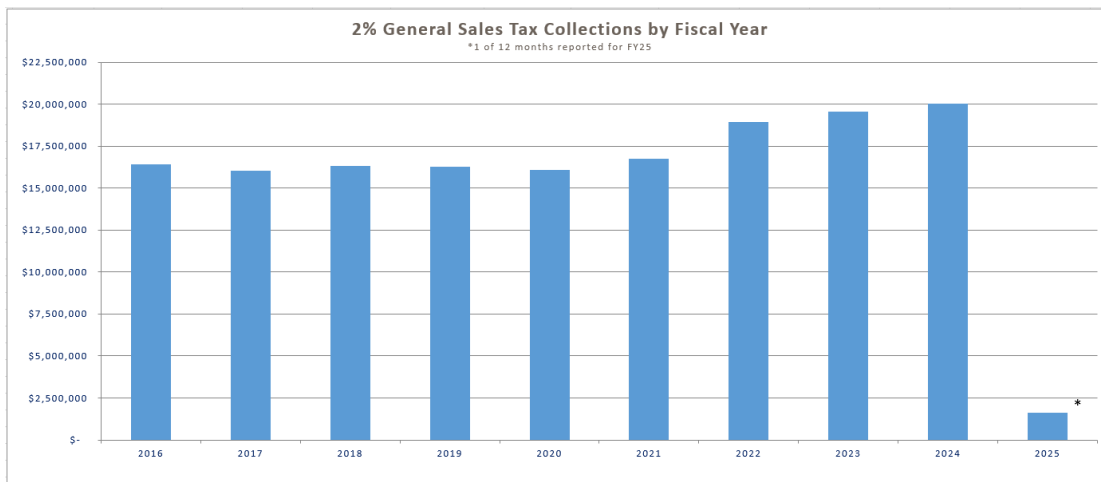
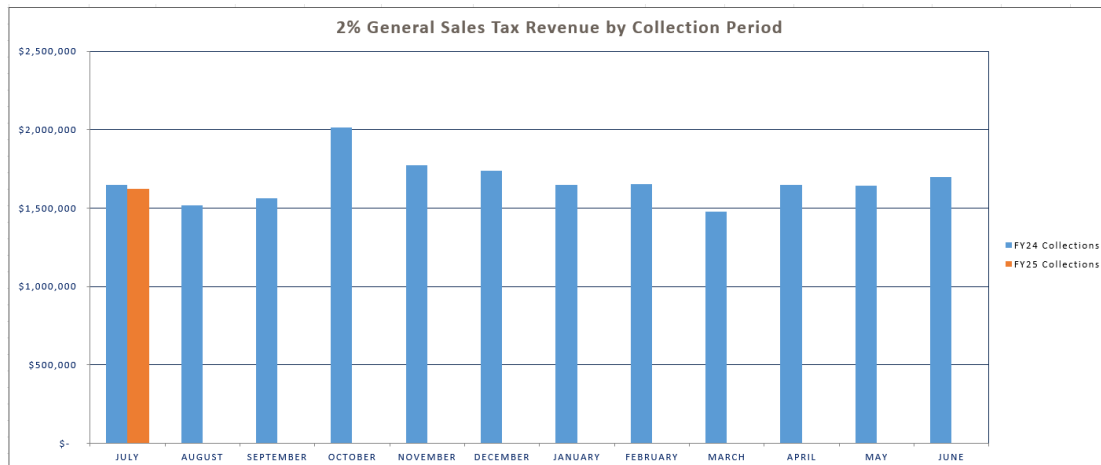
## Sales, Use & Visitor Tax Report, July 2024

Go to the City's Financial Center for more information about the budget and taxes and monthly reports for sales, use and visitor tax: <https://stillwaterok.gov/233/Financial-Center>.

### I. 2% GENERAL SALES TAX

2% GENERAL SALES TAX PERFORMANCE (vs BUDGET)			
YTD FY25	Annual Budget	% of Budget	% Year Passed
1,622,698	20,000,000	8.11%	8.33%

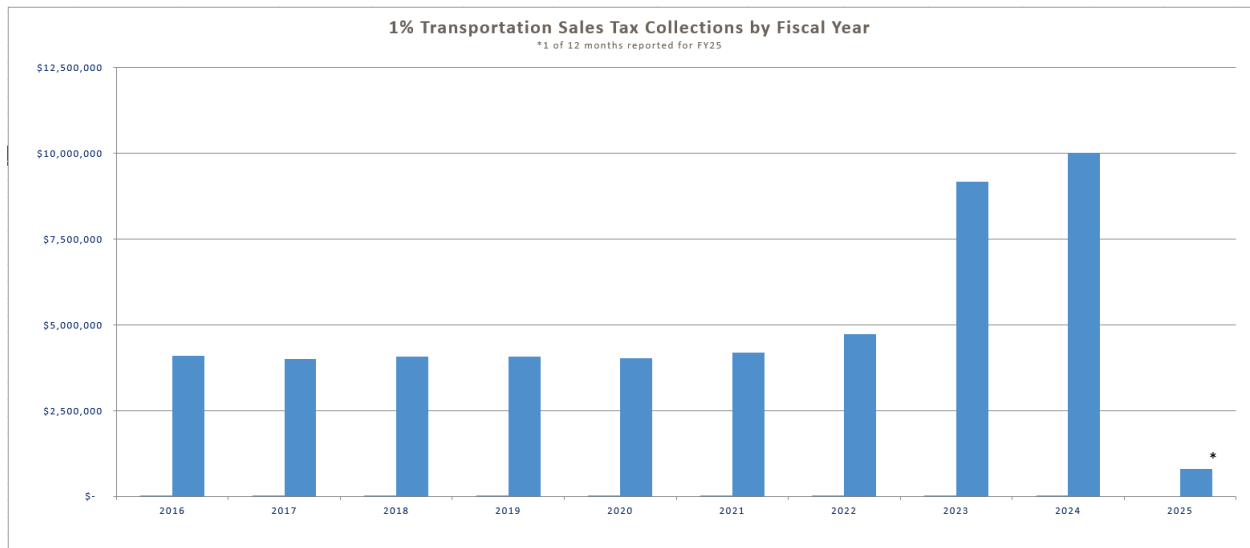
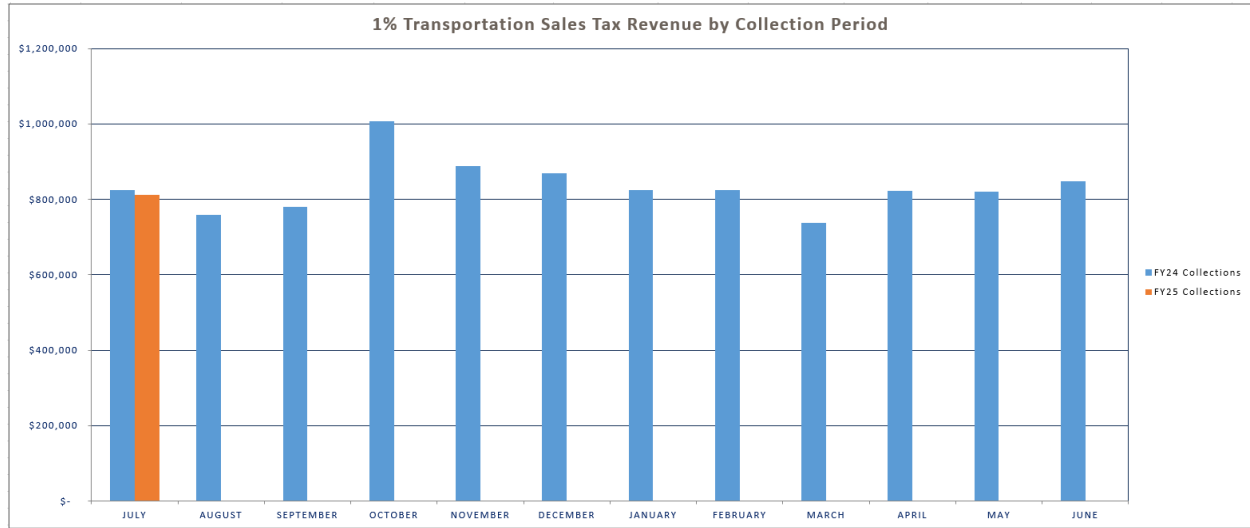
1% TRANSPORTATION SALES TAX PERFORMANCE (vs PRIOR YEAR)			
July-24	July-23	Difference	% Change
811,349	825,031	-13,682	-1.66%
YTD FY25	YTD FY24	Difference	% Change
811,349	825,031	-13,682	-1.66%



## II. 1% TRANSPORTATION SALES TAX

1% TRANSPORTATION SALES TAX PERFORMANCE (vs BUDGET)			
YTD FY25	Annual Budget	% of Budget	% Year Passed
811,349	10,000,000	8.11%	8.33%

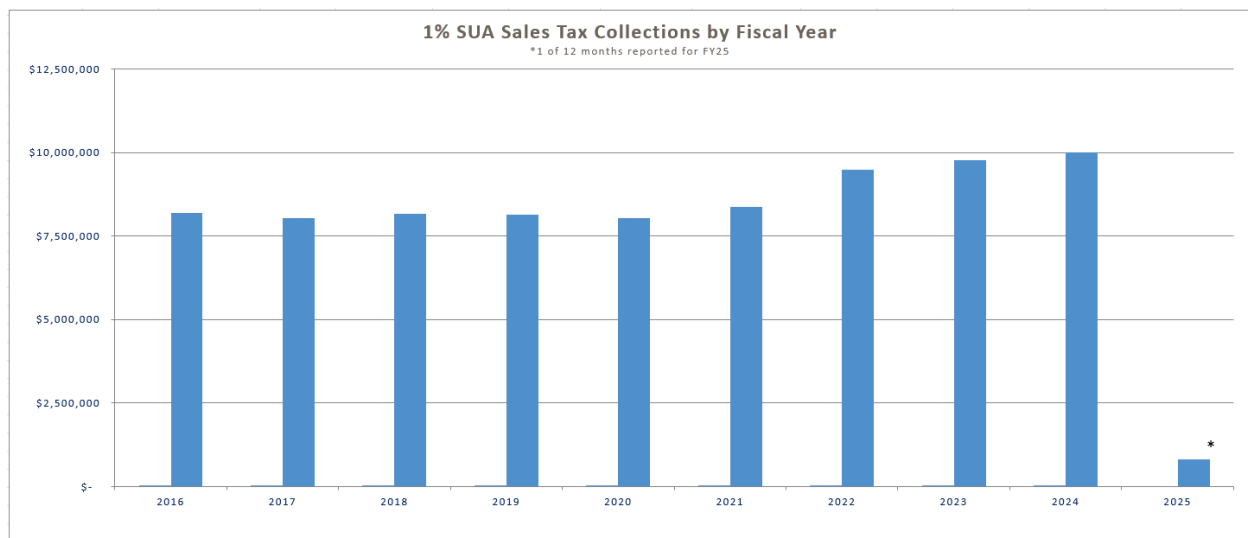
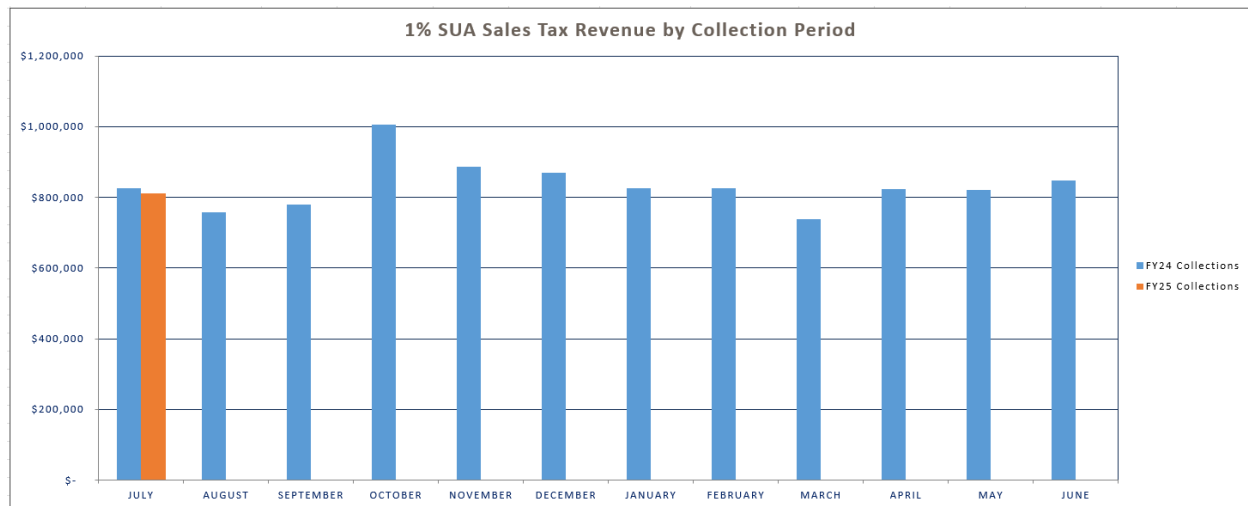
1% TRANSPORTATION SALES TAX PERFORMANCE (vs PRIOR YEAR)			
July-24	July-23	Difference	% Change
811,349	825,031	-13,682	-1.66%
YTD FY25	YTD FY24	Difference	% Change
811,349	825,031	-13,682	-1.66%



### III. 1% STILLWATER UTILITIES AUTHORITY (SUA) SALES TAX

1% SUA SALES TAX PERFORMANCE (vs BUDGET)			
YTD FY25	Annual Budget	% of Budget	% Year Passed
811,349	10,000,000	8.11%	8.33%

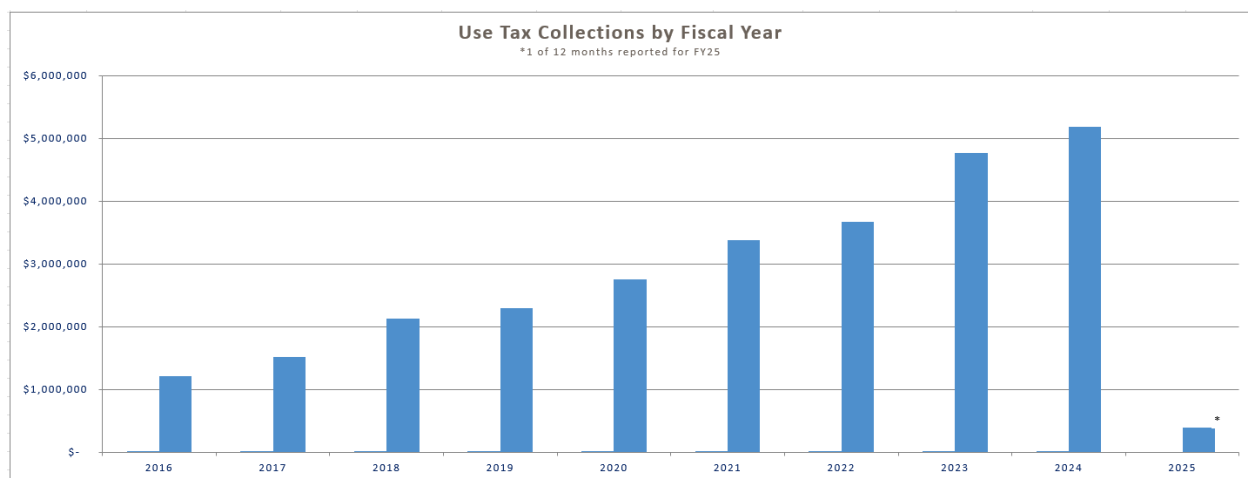
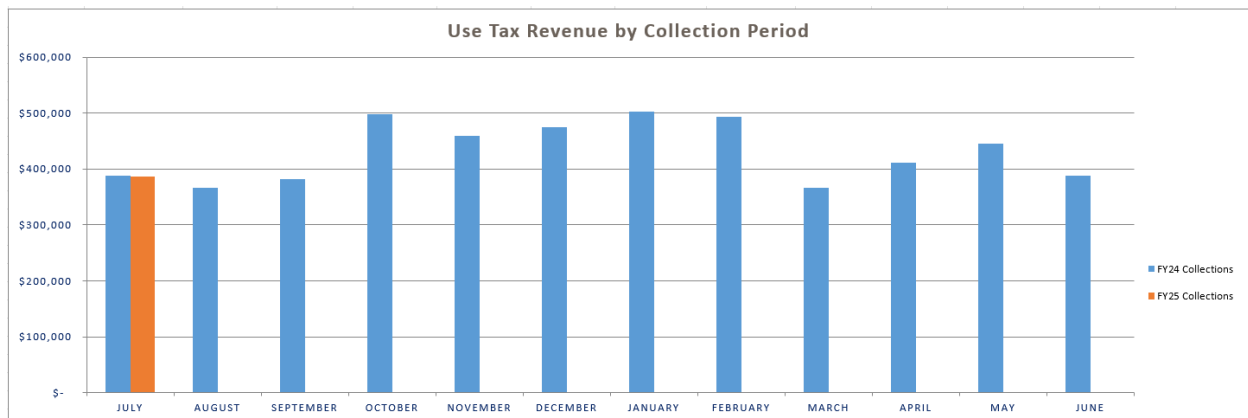
1% SUA SALES TAX PERFORMANCE (vs PRIOR YEAR)			
July-24	July-23	Difference	% Change
811,349	825,031	-13,682	-1.66%
YTD FY25	YTD FY24	Difference	% Change
811,349	825,031	-13,682	-1.66%



#### IV. USE TAX

USE TAX PERFORMANCE (vs BUDGET)			
YTD FY25	Annual Budget	% of Budget	% Year Passed
385,754	4,500,000	8.57%	8.33%

USE TAX PERFORMANCE (vs PRIOR YEAR)			
July-24	July-23	Difference	% Change
385,754	388,745	-2,991	-0.77%
YTD FY25	YTD FY24	Difference	% Change
385,754	388,745	-2,991	-0.77%



## V. VISITOR TAX

VISITOR TAX (vs BUDGET)			
YTD FY25	Annual Budget	% of Budget	% Year Passed
204,281	1,600,000	12.77%	8.33%

VISITOR TAX (vs PRIOR YEAR)			
July-24	July-23	Difference	% Change
204,281	163,783	40,498	24.73%
YTD FY25	YTD FY24	Difference	% Change
204,281	163,783	40,498	24.73%

