

## Finance Department

723 S. Lewis Street/P.O. Box 1449  
Stillwater, Oklahoma 74076-1449  
Office: (405) 742-8355

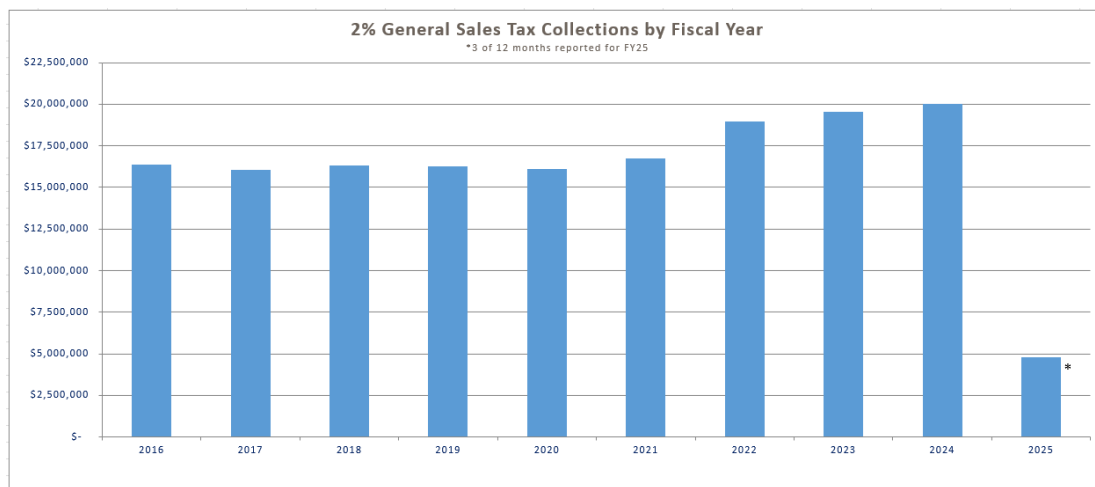
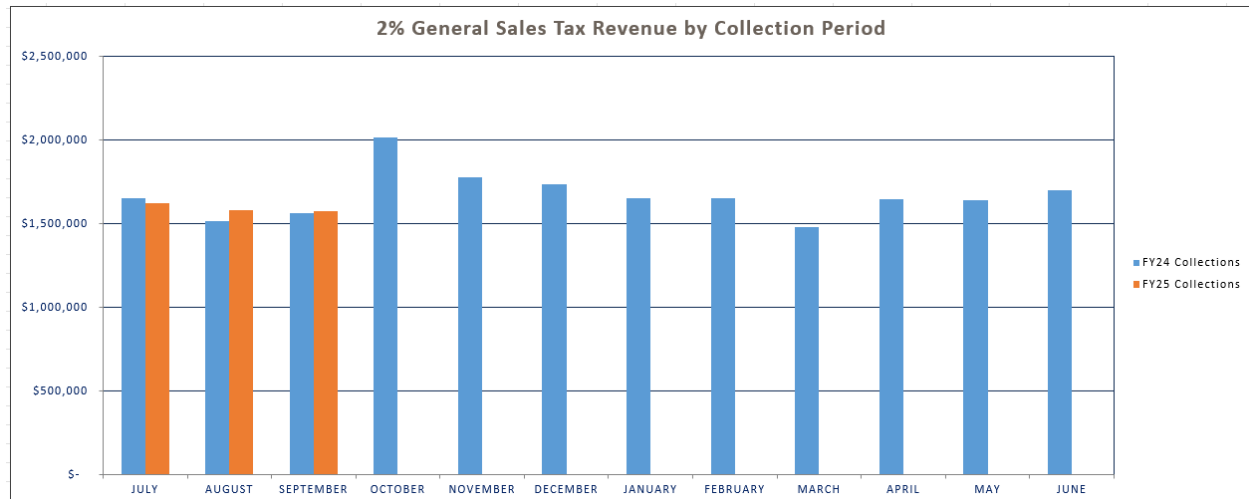
## Sales, Use & Visitor Tax Report, September 2024

Go to the City's Financial Center for more information about the budget and taxes and monthly reports for sales, use and visitor tax: <https://stillwaterok.gov/233/Financial-Center>.

### I. 2% GENERAL SALES TAX

2% GENERAL SALES TAX PERFORMANCE (vs BUDGET)			
YTD FY25	Annual Budget	% of Budget	% Year Passed
4,778,107	20,000,000	23.89%	25.00%

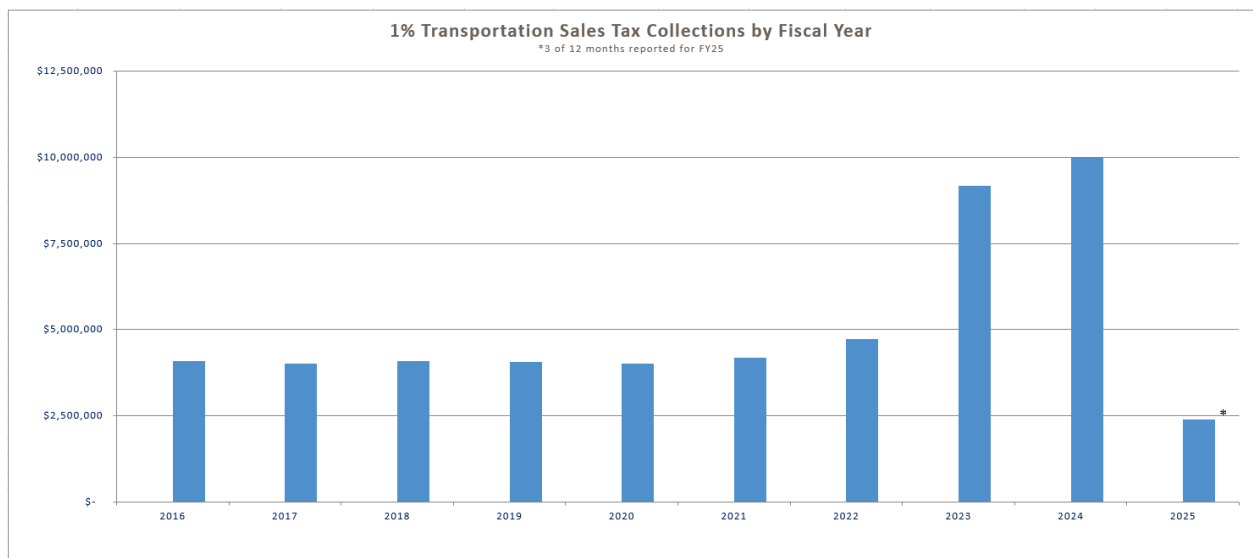
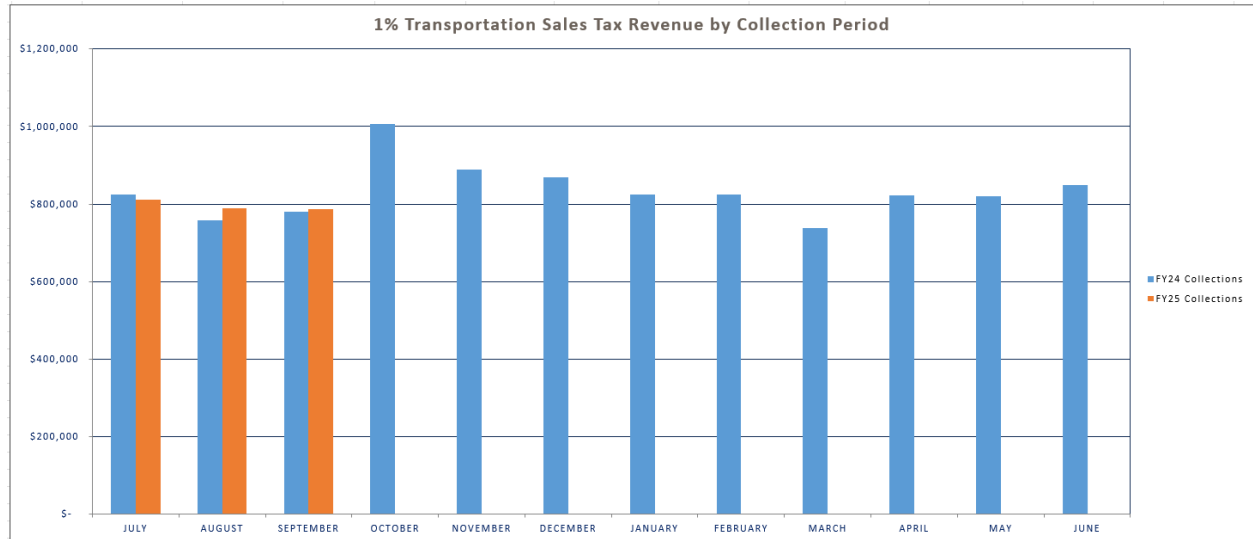
2% GENERAL SALES TAX PERFORMANCE (vs PRIOR YEAR)			
September-24	September-23	Difference	% Change
1,575,679	1,560,621	15,058	0.96%
YTD FY25	YTD FY24	Difference	% Change
4,778,107	4,727,395	50,712	1.07%



## II. 1% TRANSPORTATION SALES TAX

1% TRANSPORTATION SALES TAX PERFORMANCE (vs BUDGET)			
YTD FY25	Annual Budget	% of Budget	% Year Passed
2,389,054	10,000,000	23.89%	25.00%

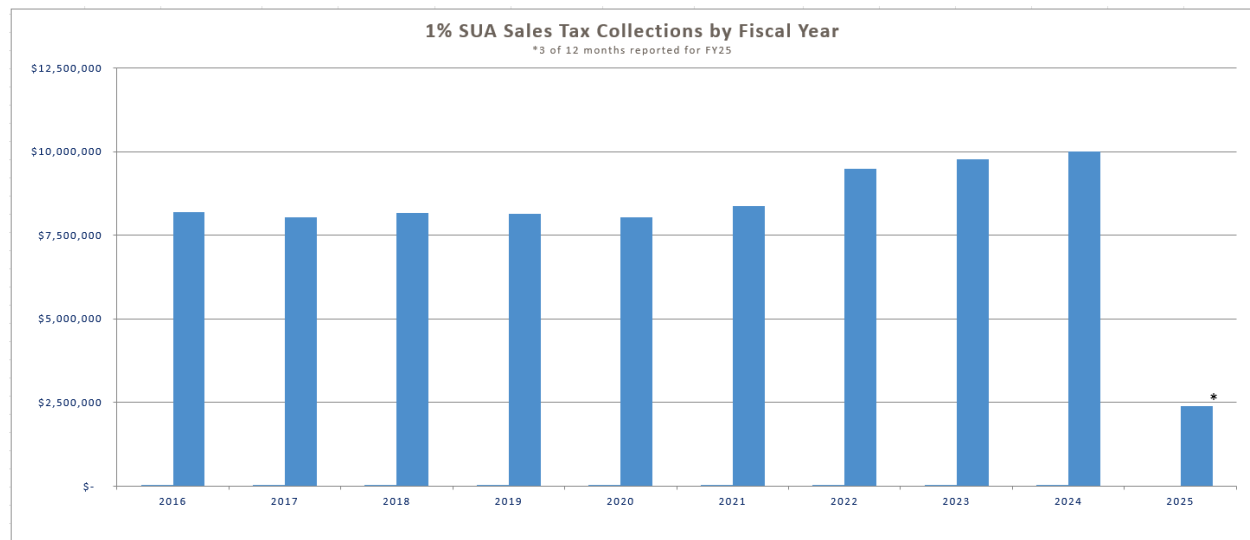
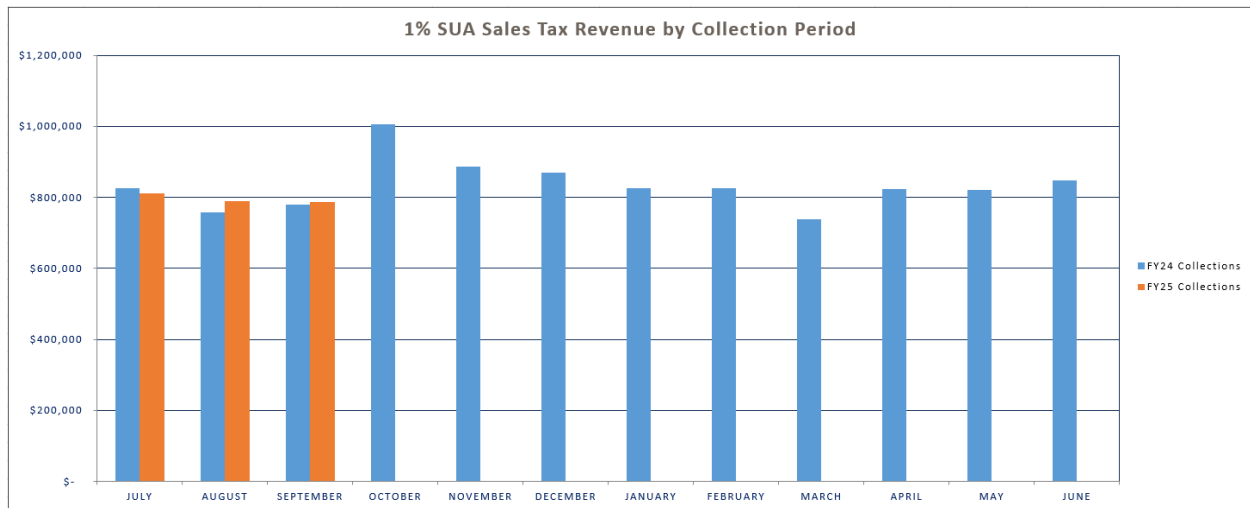
1% TRANSPORTATION SALES TAX PERFORMANCE (vs PRIOR YEAR)			
September-24	September-23	Difference	% Change
787,840	780,310	7,529	0.96%
YTD FY25	YTD FY24	Difference	% Change
2,389,054	2,363,698	25,356	1.07%



### III. 1% STILLWATER UTILITIES AUTHORITY (SUA) SALES TAX

1% SUA SALES TAX PERFORMANCE (vs BUDGET)			
YTD FY25	Annual Budget	% of Budget	% Year Passed
2,389,054	10,000,000	23.89%	25.00%

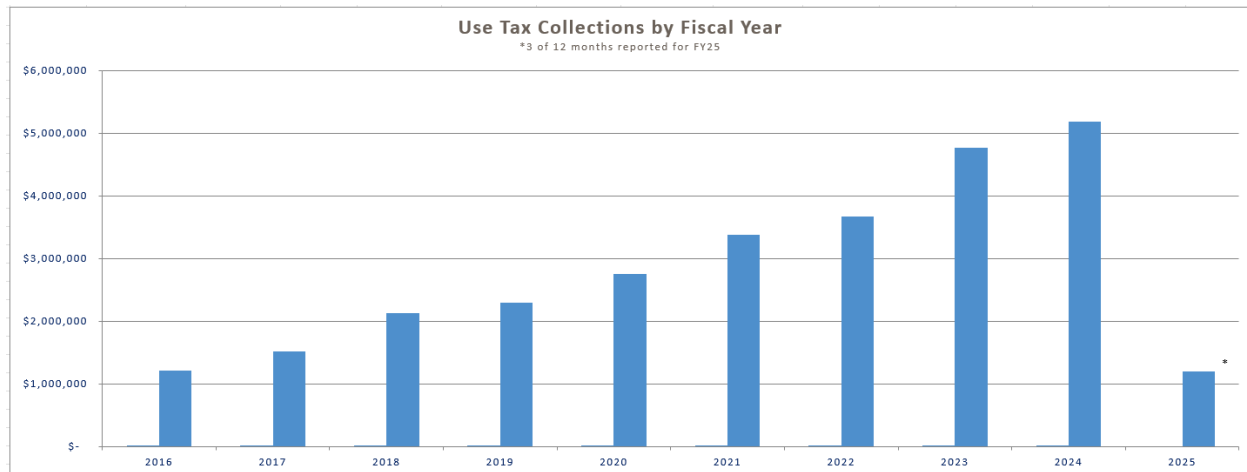
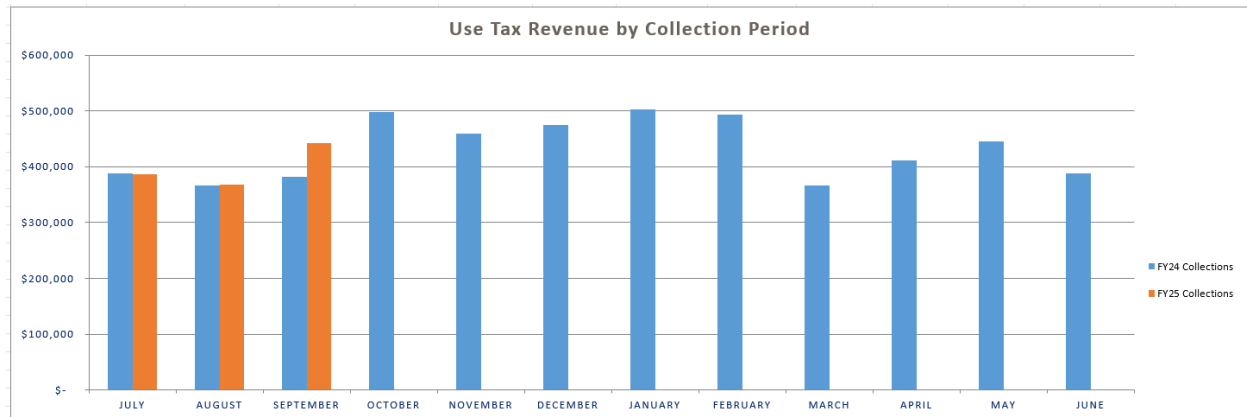
1% SUA SALES TAX PERFORMANCE (vs PRIOR YEAR)			
September-24	September-23	Difference	% Change
787,840	780,310	7,529	0.96%
YTD FY25	YTD FY24	Difference	% Change
2,389,054	2,363,698	25,356	1.07%



#### IV. USE TAX

USE TAX PERFORMANCE (vs BUDGET)			
YTD FY25	Annual Budget	% of Budget	% Year Passed
1,196,753	4,500,000	26.59%	25.00%

USE TAX PERFORMANCE (vs PRIOR YEAR)			
September-24	September-23	Difference	% Change
442,952	382,504	60,448	15.80%
YTD FY25	YTD FY24	Difference	% Change
1,196,753	1,138,342	58,411	5.13%



## V. VISITOR TAX

VISITOR TAX (vs BUDGET)			
YTD FY25	Annual Budget	% of Budget	% Year Passed
487,894	1,600,000	30.49%	25.00%

VISITOR TAX (vs PRIOR YEAR)			
September-24	September-23	Difference	% Change
111,121	104,270	6,851	6.57%
YTD FY25	YTD FY24	Difference	% Change
487,894	441,652	46,242	10.47%

