

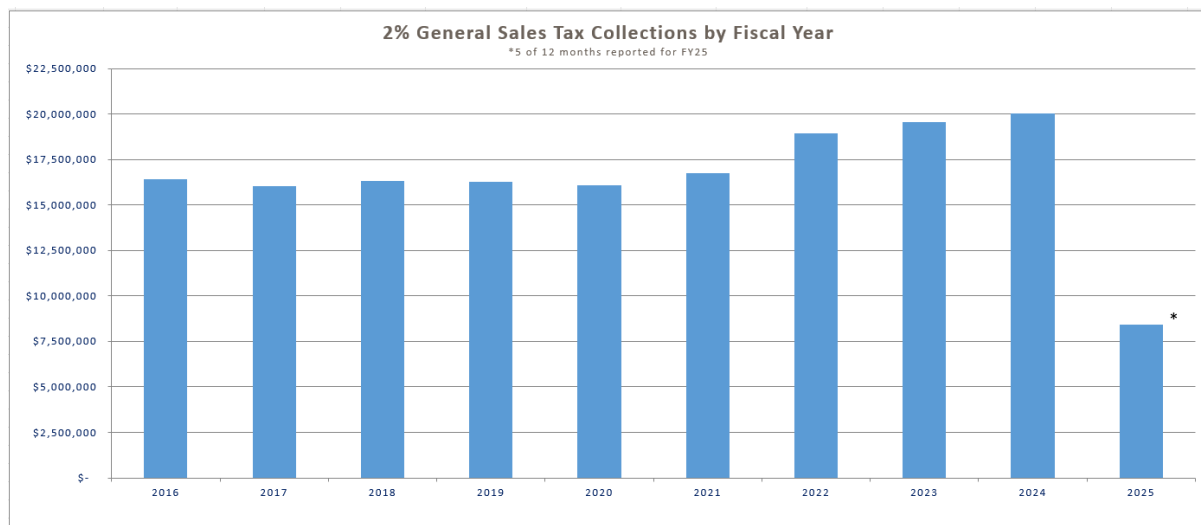
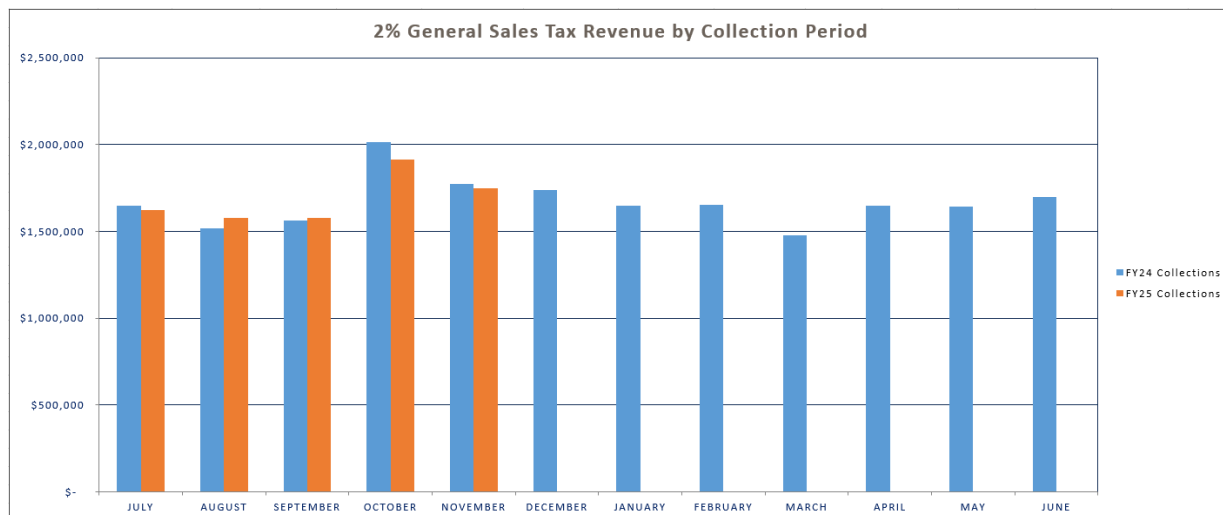
Sales, Use & Visitor Tax Report, November 2024

Go to the City's Financial Center for more information about the budget and taxes and monthly reports for sales, use and visitor tax: <https://stillwaterok.gov/233/Financial-Center>.

I. 2% GENERAL SALES TAX

2% GENERAL SALES TAX PERFORMANCE (vs BUDGET)			
YTD FY25	Annual Budget	% of Budget	% Year Passed
8,436,241	20,000,000	42.18%	41.67%

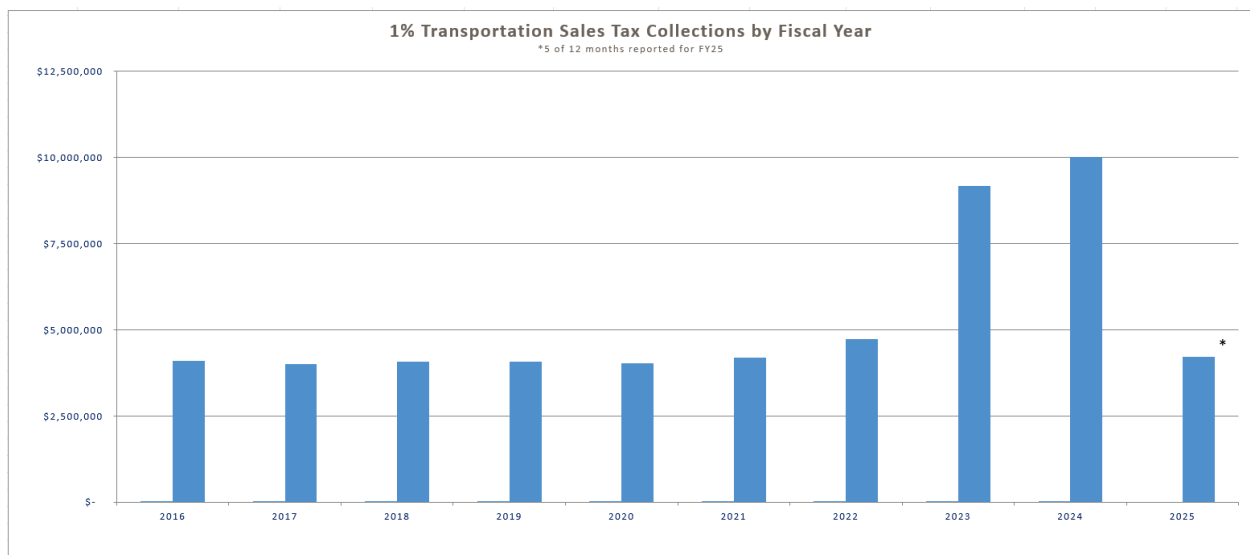
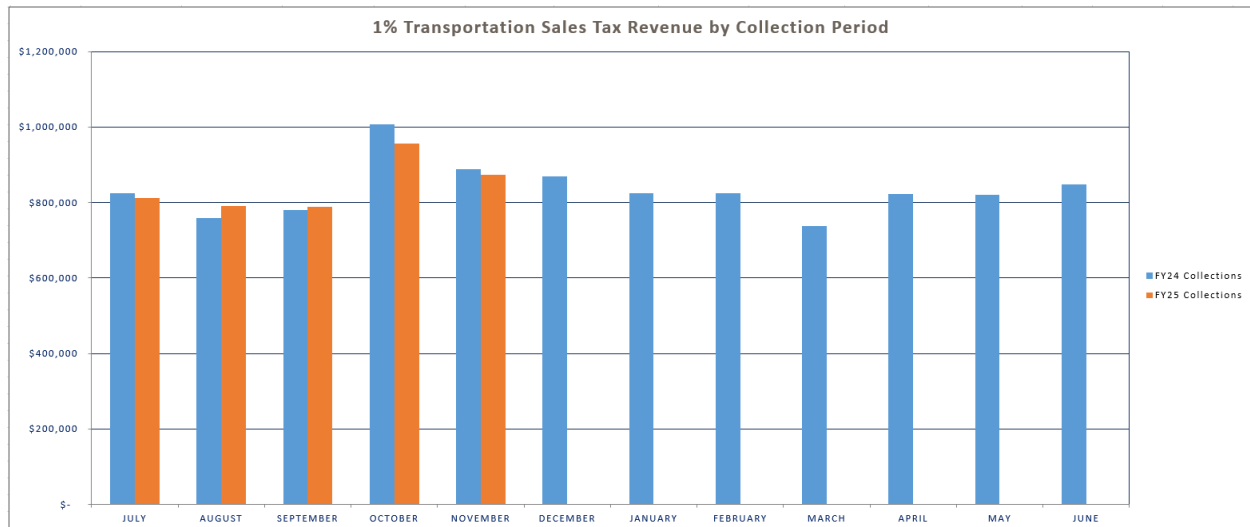
2% GENERAL SALES TAX PERFORMANCE (vs PRIOR YEAR)			
November-24	November-23	Difference	% Change
1,745,961	1,775,486	-29,525	-1.66%
YTD FY25	YTD FY24	Difference	% Change
8,436,241	8,515,594	-79,353	-0.93%



II. 1% TRANSPORTATION SALES TAX

1% TRANSPORTATION SALES TAX PERFORMANCE (vs BUDGET)			
YTD FY25	Annual Budget	% of Budget	% Year Passed
4,218,120	10,000,000	42.18%	41.67%

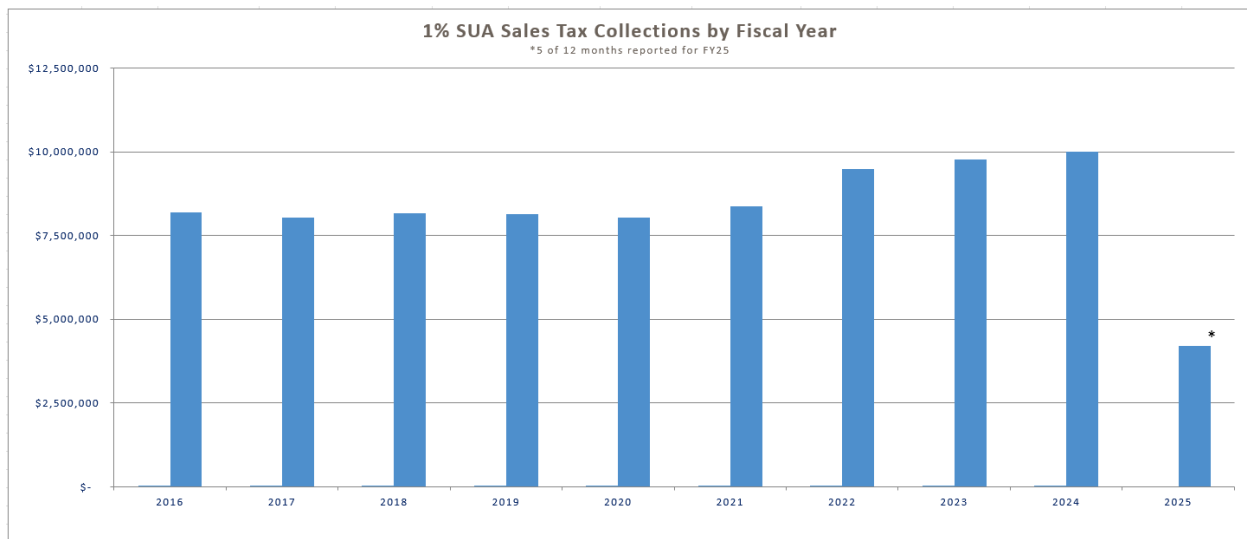
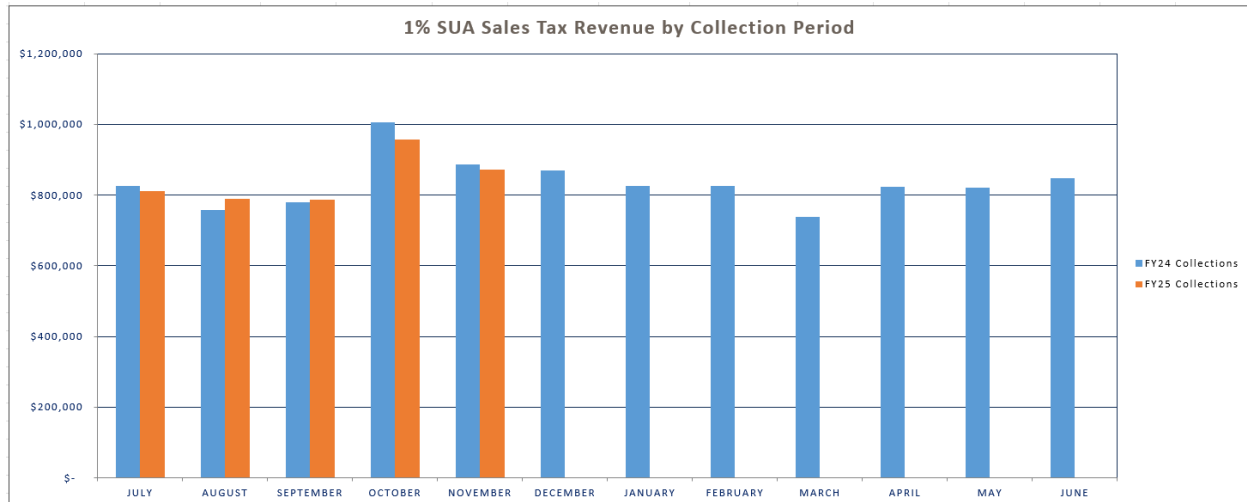
1% TRANSPORTATION SALES TAX PERFORMANCE (vs PRIOR YEAR)			
November-24	November-23	Difference	% Change
872,981	887,743	-14,762	-1.66%
YTD FY25	YTD FY24	Difference	% Change
4,218,120	4,257,797	-39,677	-0.93%



III. 1% STILLWATER UTILITIES AUTHORITY (SUA) SALES TAX

1% SUA SALES TAX PERFORMANCE (vs BUDGET)			
YTD FY25	Annual Budget	% of Budget	% Year Passed
4,218,120	10,000,000	42.18%	41.67%

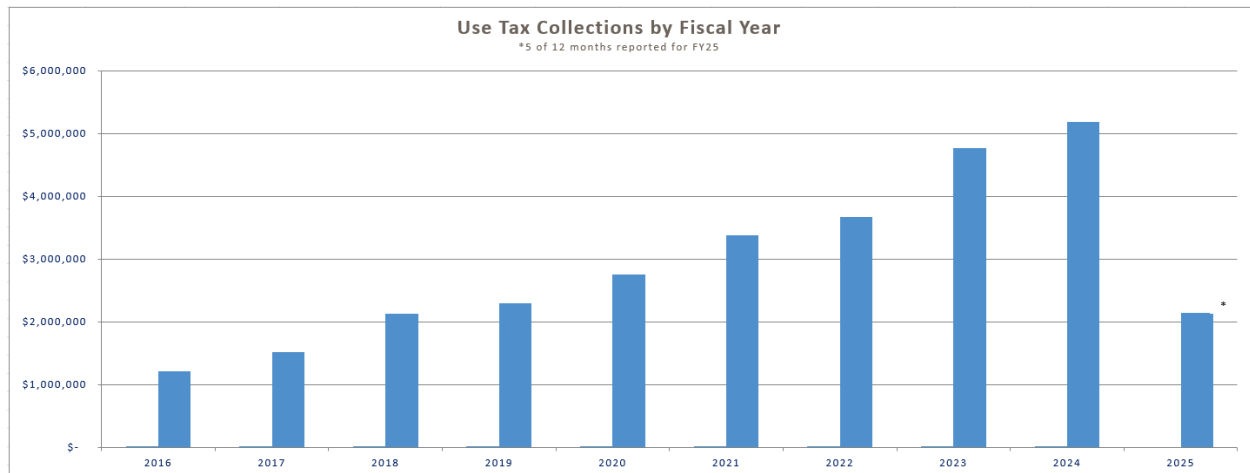
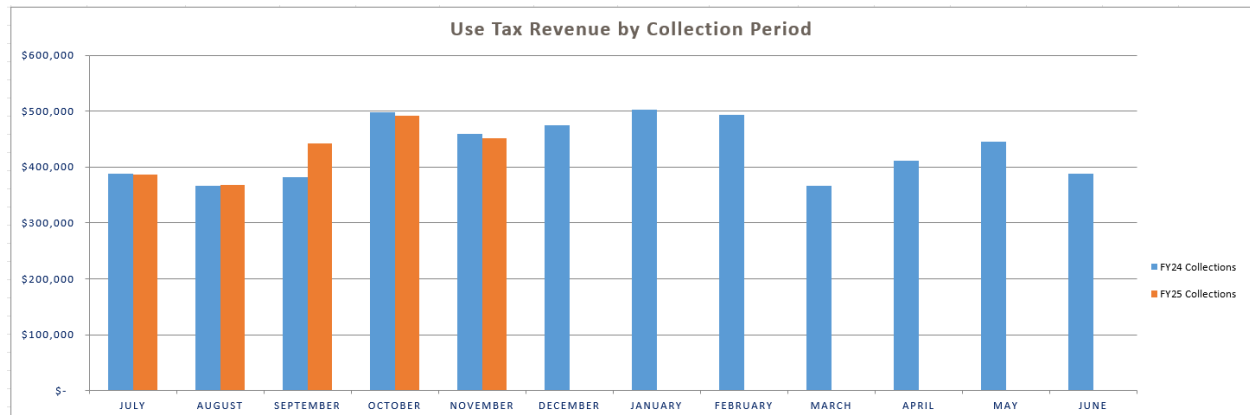
1% SUA SALES TAX PERFORMANCE (vs PRIOR YEAR)			
November-24	November-23	Difference	% Change
872,981	887,743	-14,762	-1.66%
YTD FY25	YTD FY24	Difference	% Change
4,218,120	4,257,797	-39,677	-0.93%



IV. USE TAX

USE TAX PERFORMANCE (vs BUDGET)			
YTD FY25	Annual Budget	% of Budget	% Year Passed
2,140,089	4,500,000	47.56%	41.67%

USE TAX PERFORMANCE (vs PRIOR YEAR)			
November-24	November-23	Difference	% Change
451,873	459,288	-7,415	-1.61%
YTD FY25	YTD FY24	Difference	% Change
2,140,089	2,094,897	45,192	2.16%



V. VISITOR TAX

VISITOR TAX (vs BUDGET)				VISITOR TAX (vs PRIOR YEAR)			
YTD FY25	Annual Budget	% of Budget	% Year Passed	November-24	November-23	Difference	% Change
842,317	1,600,000	52.64%	41.67%	207,825	164,679	43,146	26.20%
YTD FY25	YTD FY24	Difference	% Change				
842,317	734,860	107,457	14.62%				

