

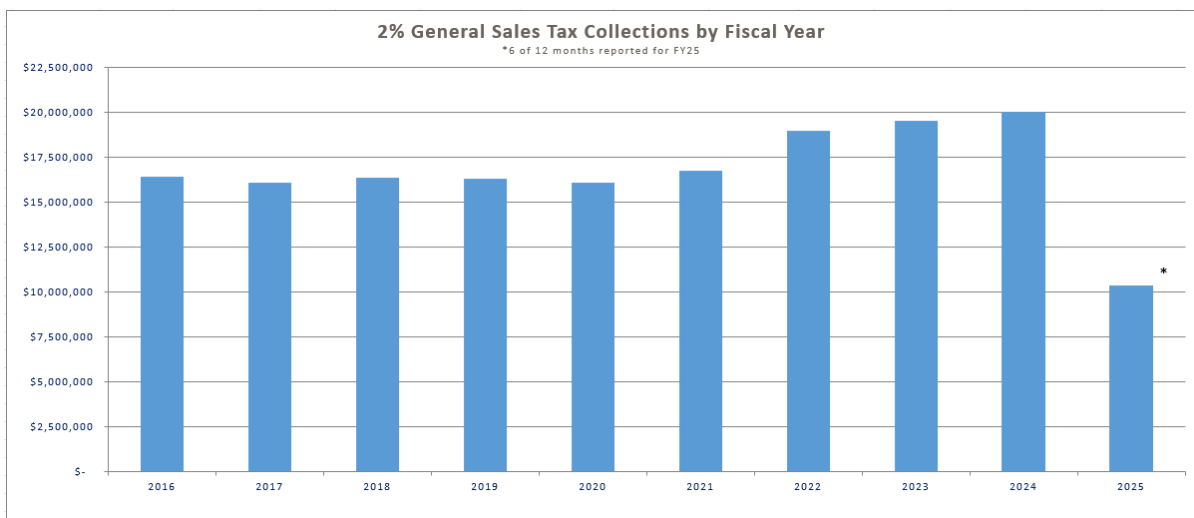
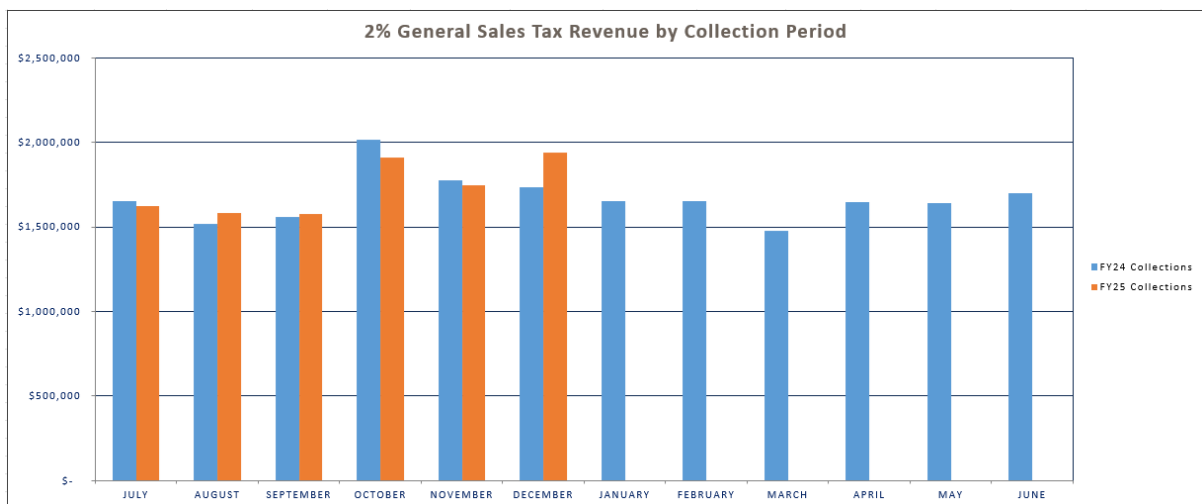
Sales, Use & Visitor Tax Report, December 2024

Go to the City's Financial Center for more information about the budget and taxes and monthly reports for sales, use and visitor tax: <https://stillwaterok.gov/233/Financial-Center>.

I. 2% GENERAL SALES TAX

2% GENERAL SALES TAX PERFORMANCE (vs BUDGET)			
YTD FY25	Annual Budget	% of Budget	% Year Passed
10,372,935	20,000,000	51.86%	50.00%

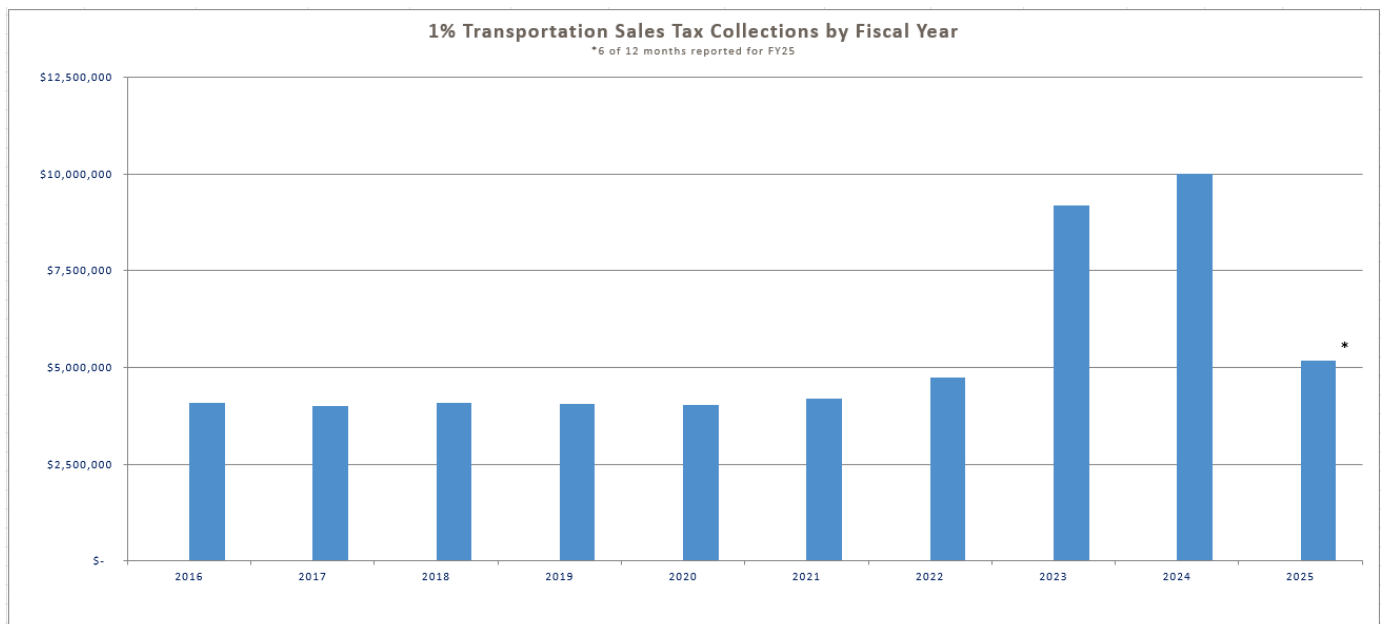
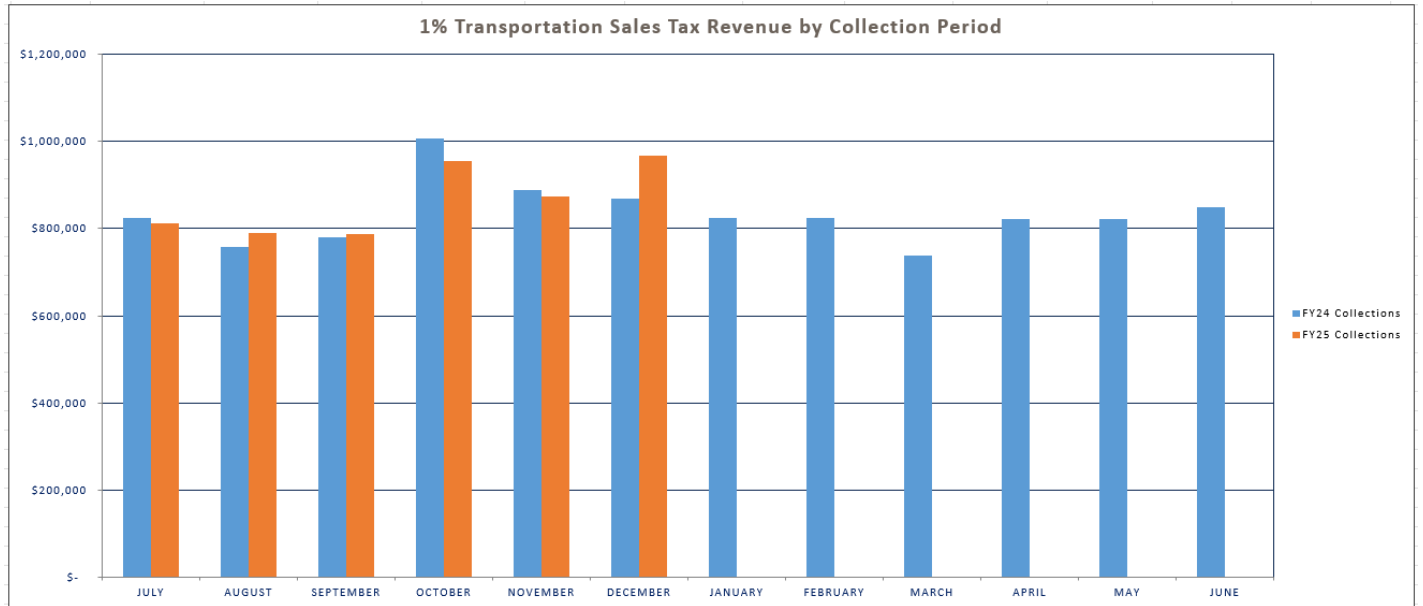
2% GENERAL SALES TAX PERFORMANCE (vs PRIOR YEAR)			
December-24	December-23	Difference	% Change
1,936,694	1,737,130	199,564	11.49%
YTD FY25	YTD FY24	Difference	% Change
10,372,936	10,252,724	120,212	1.17%



II. 1% TRANSPORTATION SALES TAX

1% TRANSPORTATION SALES TAX PERFORMANCE (vs BUDGET)			
YTD FY25	Annual Budget	% of Budget	% Year Passed
5,186,468	10,000,000	51.86%	50.00%

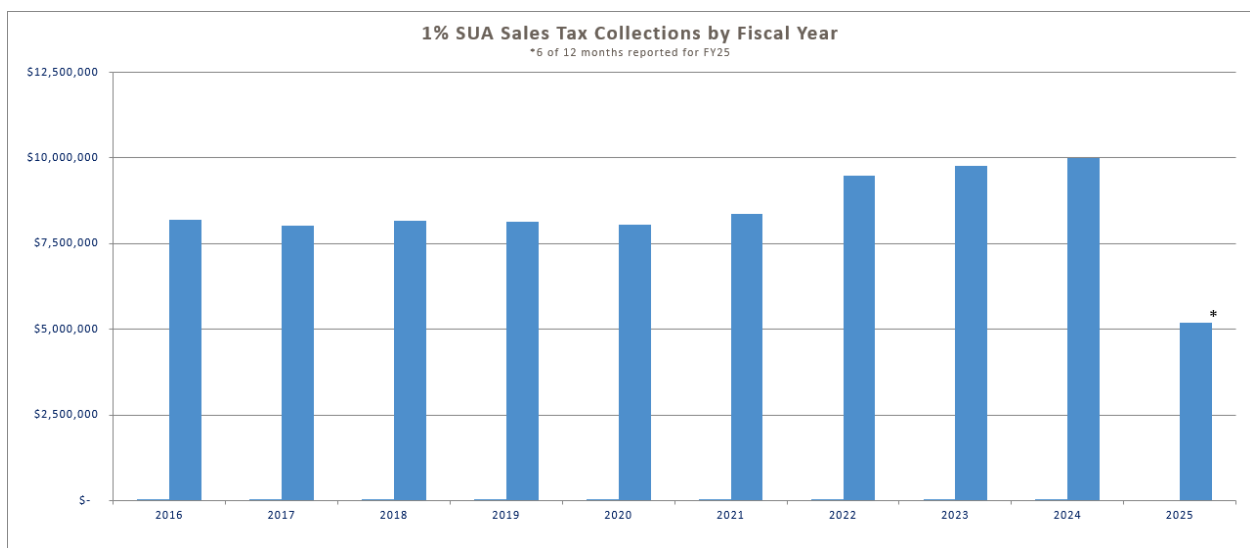
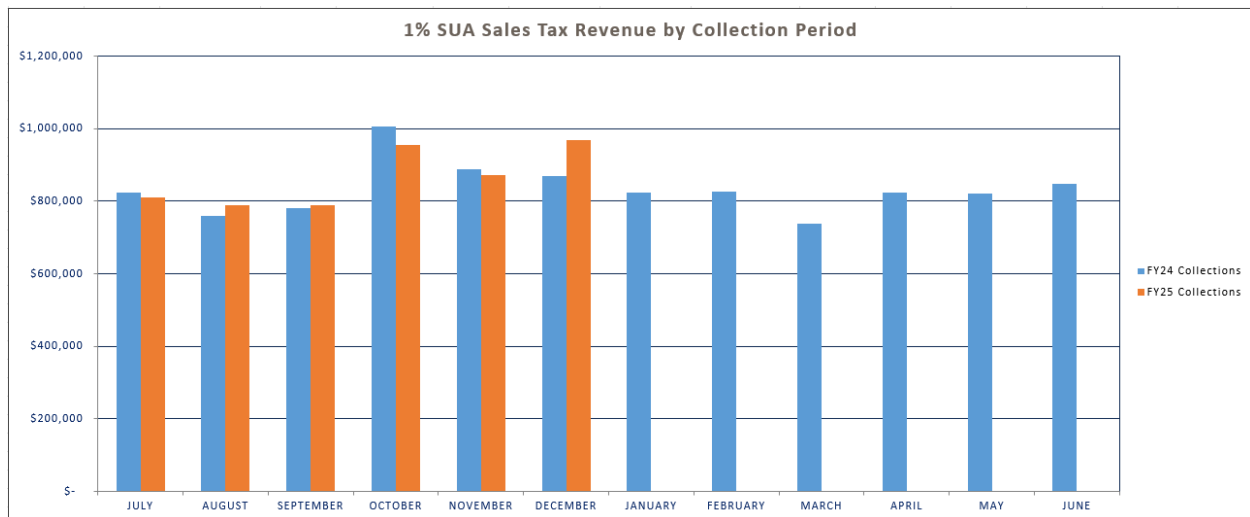
1% TRANSPORTATION SALES TAX PERFORMANCE (vs PRIOR YEAR)			
December-24	December-23	Difference	% Change
968,347	868,565	99,782	11.49%
YTD FY25	YTD FY24	Difference	% Change
5,186,468	5,126,362	60,106	1.17%



III. 1% STILLWATER UTILITIES AUTHORITY (SUA) SALES TAX

1% SUA SALES TAX PERFORMANCE (vs BUDGET)			
YTD FY25	Annual Budget	% of Budget	% Year Passed
5,186,468	10,000,000	51.86%	50.00%

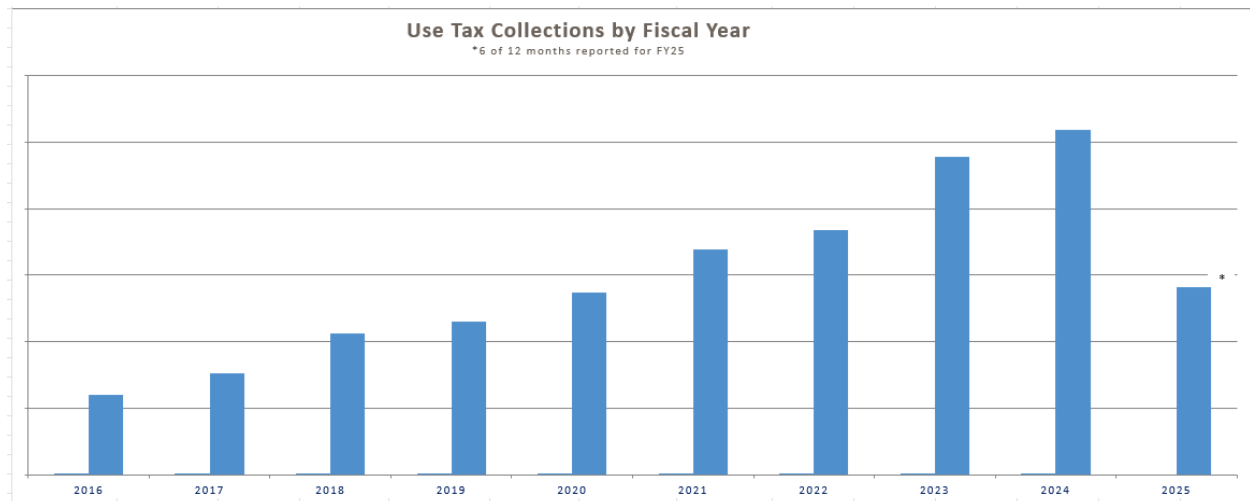
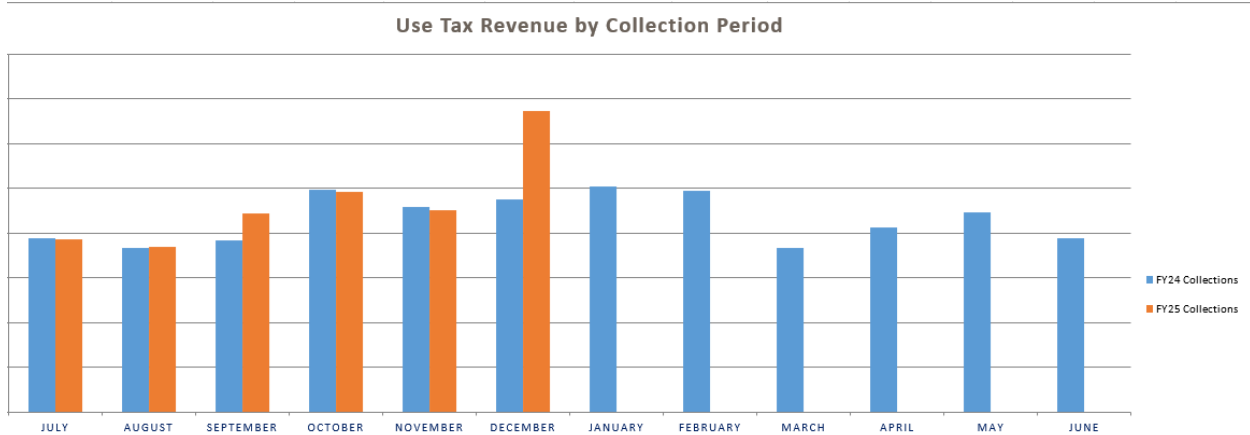
1% SUA SALES TAX PERFORMANCE (vs PRIOR YEAR)			
December-24	December-23	Difference	% Change
968,347	868,565	99,782	11.49%
YTD FY25	YTD FY24	Difference	% Change
5,186,468	5,126,362	60,106	1.17%



IV. USE TAX

USE TAX PERFORMANCE (vs BUDGET)			
YTD FY25	Annual Budget	% of Budget	% Year Passed
2,813,029	4,500,000	62.51%	50.00%

USE TAX PERFORMANCE (vs PRIOR YEAR)			
December-24	December-23	Difference	% Change
672,940	474,715	198,225	41.76%
YTD FY25	YTD FY24	Difference	% Change
2,813,029	2,569,612	243,417	9.47%



V. VISITOR TAX

VISITOR TAX (vs BUDGET)			
YTD FY25	Annual Budget	% of Budget	% Year Passed
1,573,458	1,600,000	98.34%	50.00%

VISITOR TAX (vs PRIOR YEAR)			
December-24	December-23	Difference	% Change
731,141	183,887	547,254	297.60%
YTD FY25	YTD FY24	Difference	% Change
1,573,458	918,747	654,711	71.26%

