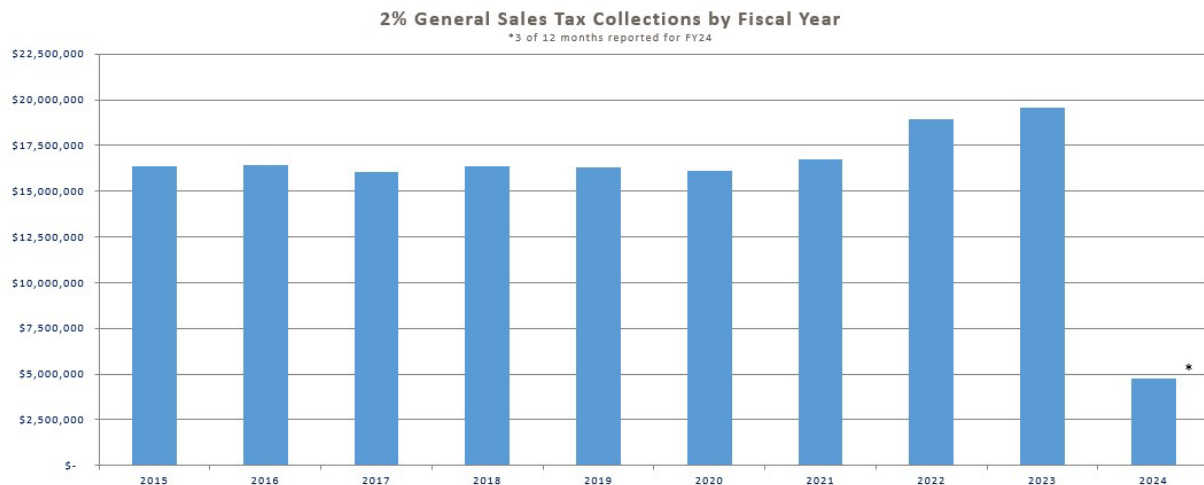
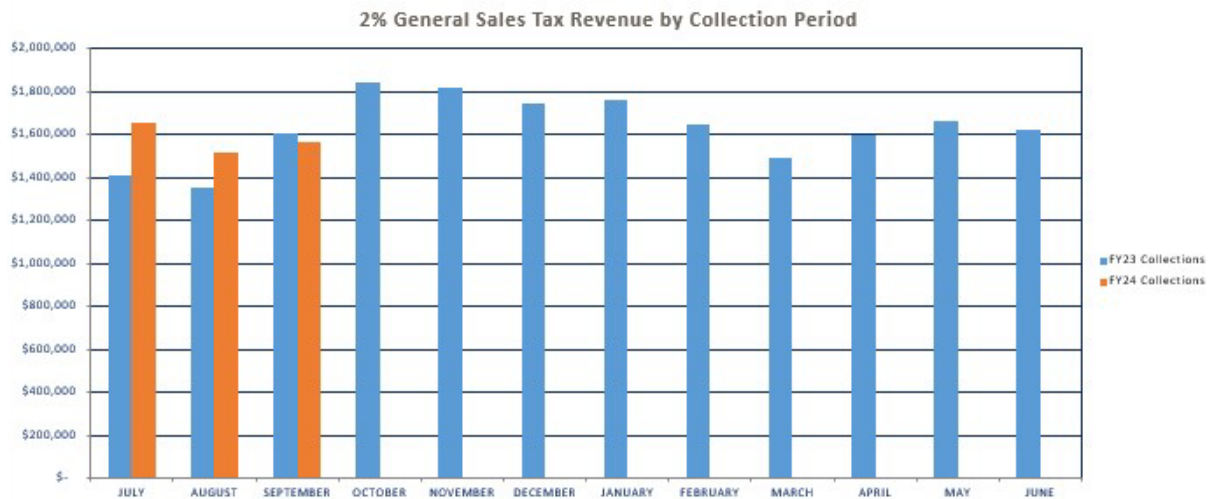


## Sales, Use & Visitor Tax Report, September 2023

Go to the City's Financial Center for more information about the budget and taxes and monthly reports for sales, use and visitor tax: <https://stillwaterok.gov/233/Financial-Center>.

### I. 2% GENERAL SALES TAX

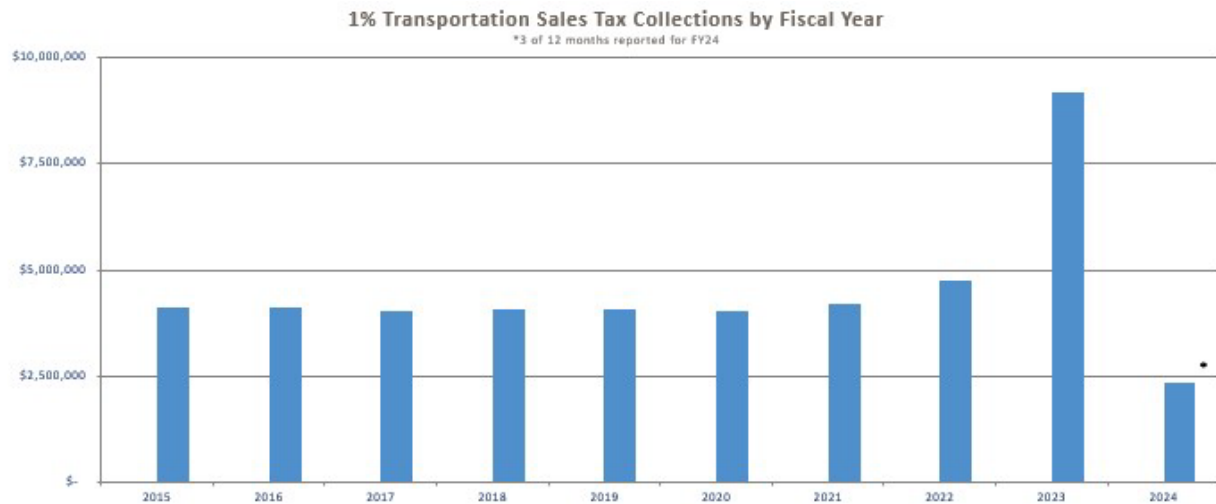
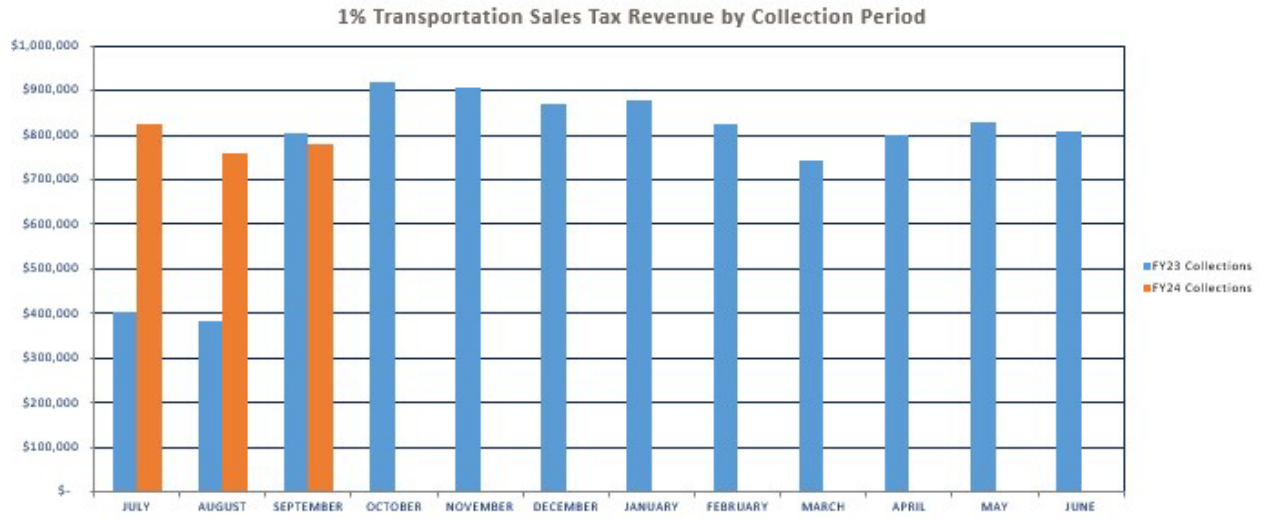
2% GENERAL SALES TAX PERFORMANCE (vs BUDGET)				2% GENERAL SALES TAX PERFORMANCE (vs PRIOR YEAR)			
YTD FY24	Annual Budget	% of Budget	% Year Passed	September-23	September-22	Difference	% Change
4,727,395	18,750,000	25.21%	25.00%	1,560,621	1,605,896	-45,275	-2.82%
YTD FY24	YTD FY23	Difference	% Change				
4,727,395	4,366,843	360,552	8.26%				



## II. 1% TRANSPORTATION SALES TAX

1% TRANSPORTATION SALES TAX PERFORMANCE (vs BUDGET)			
YTD FY24	Annual Budget	% of Budget	% Year Passed
2,363,698	9,375,000	25.21%	25.00%

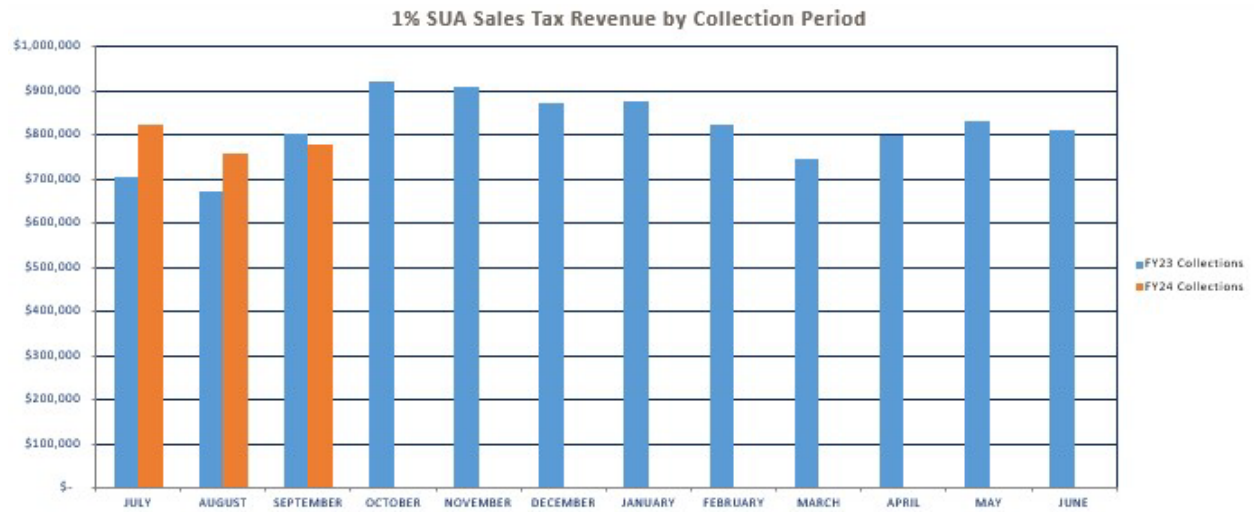
1% TRANSPORTATION SALES TAX PERFORMANCE (vs PRIOR YEAR)			
September-23	September-22	Difference	% Change
780,310	802,948	-22,638	-2.82%
YTD FY24	YTD FY23	Difference	% Change
2,363,698	1,591,790	771,908	48.49%



### III. 1% STILLWATER UTILITIES AUTHORITY (SUA) SALES TAX

1% SUA SALES TAX PERFORMANCE (vs BUDGET)			
YTD FY24	Annual Budget	% of Budget	% Year Passed
2,363,698	9,375,000	25.21%	25.00%

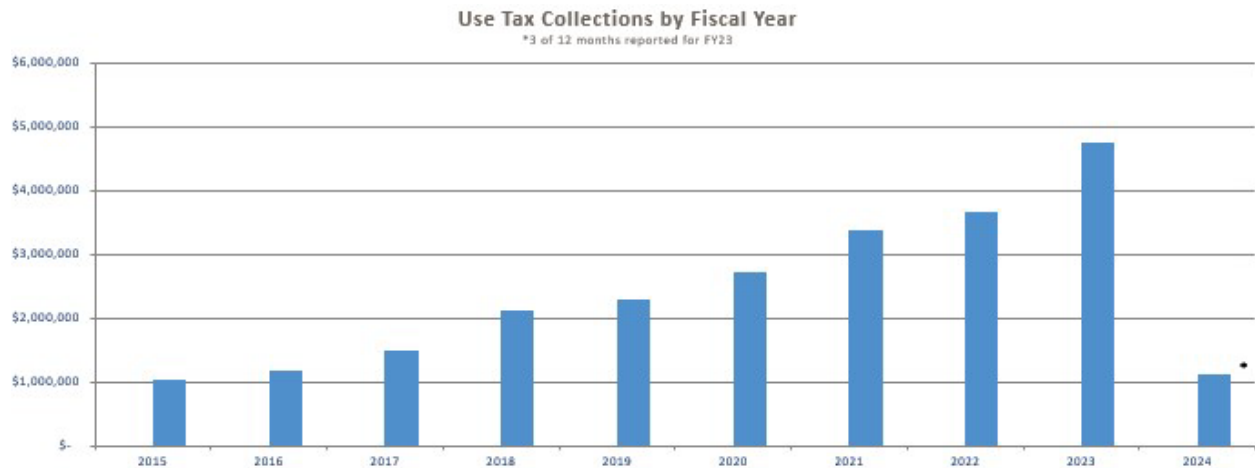
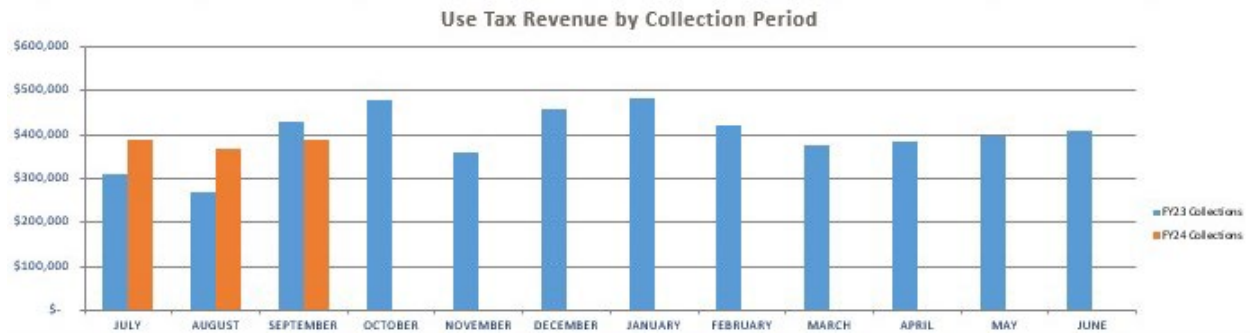
1% SUA SALES TAX PERFORMANCE (vs PRIOR YEAR)			
September-23	September-22	Difference	% Change
780,310	802,948	-22,638	-2.82%
YTD FY24	YTD FY23	Difference	% Change
2,363,698	2,183,422	180,276	8.26%



#### IV. USE TAX

USE TAX PERFORMANCE (vs BUDGET)			
YTD FY24	Annual Budget	% of Budget	% Year Passed
1,144,583	4,000,000	28.61%	25.00%

USE TAX PERFORMANCE (vs PRIOR YEAR)			
September-23	September-22	Difference	% Change
388,745	427,633	-38,888	-9.09%
YTD FY24	YTD FY23	Difference	% Change
1,144,583	1,006,312	138,271	13.74%



## V. VISTOR TAX

VISITOR TAX (vs BUDGET)			
YTD FY24	Annual Budget	% of Budget	% Year Passed
441,652	1,300,000	33.97%	25.00%

VISITOR TAX (vs PRIOR YEAR)			
September-23	September-22	Difference	% Change
104,270	123,489	-19,219	-15.56%
YTD FY24	YTD FY23	Difference	% Change
441,652	298,547	143,105	47.93%

