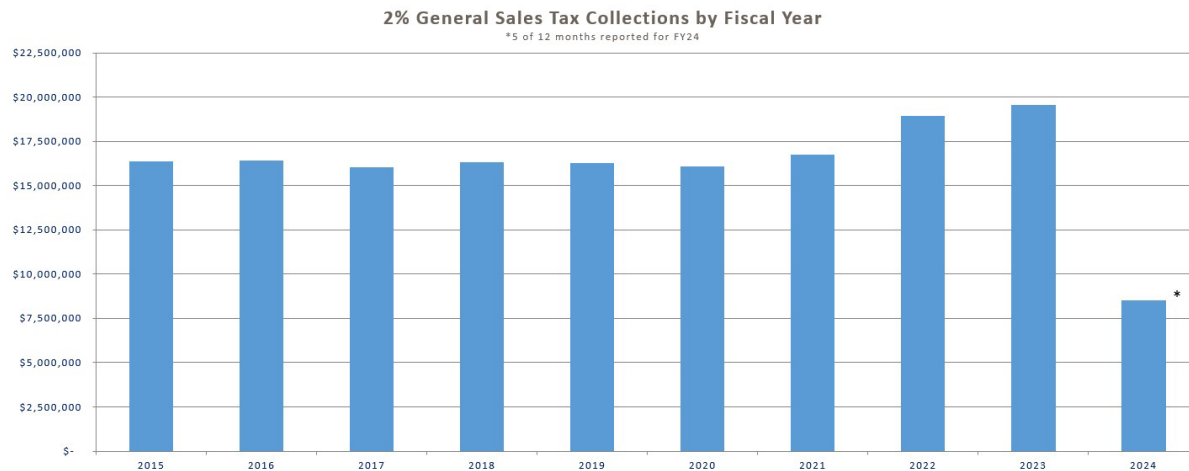
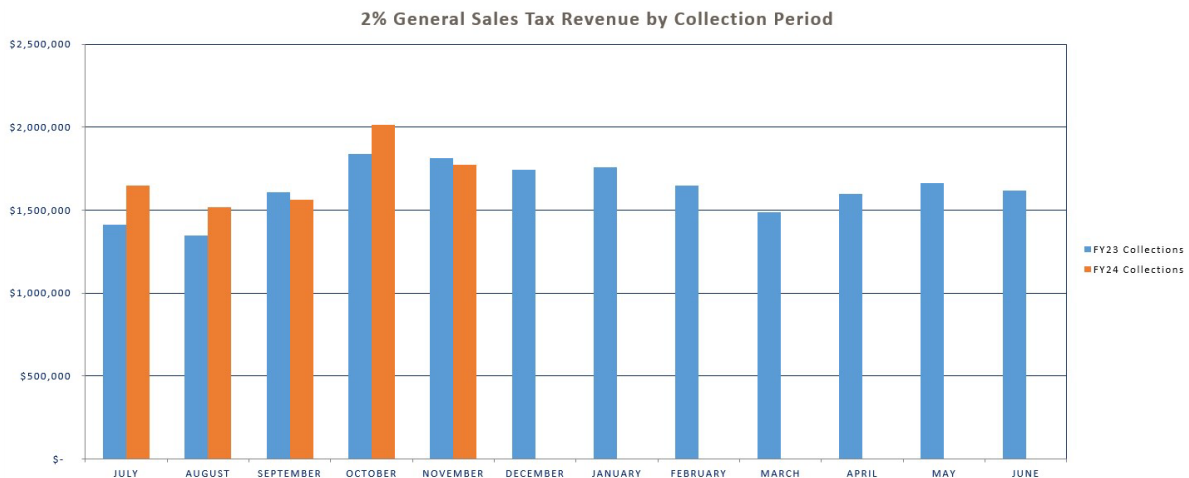


Sales, Use & Visitor Tax Report, November 2023

Go to the City's Financial Center for more information about the budget and taxes and monthly reports for sales, use and visitor tax: <https://stillwaterok.gov/233/Financial-Center>.

I. 2% GENERAL SALES TAX

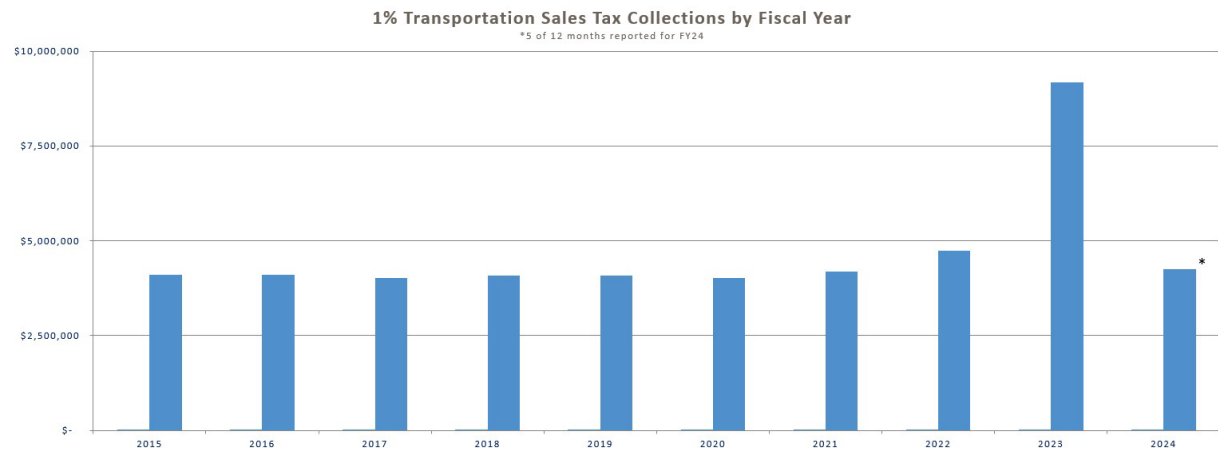
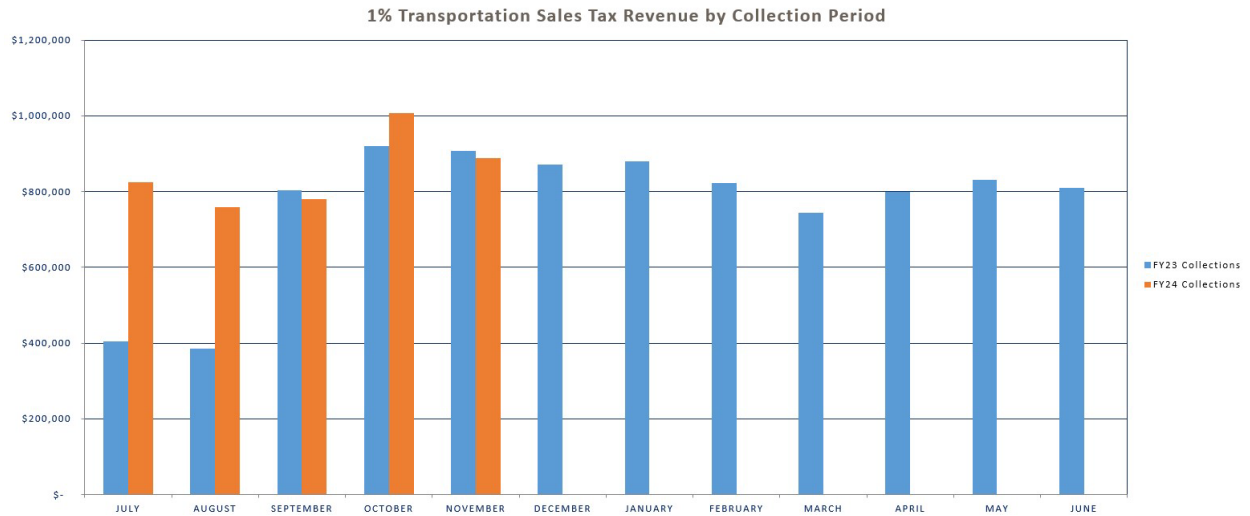
2% GENERAL SALES TAX PERFORMANCE (vs BUDGET)				2% GENERAL SALES TAX PERFORMANCE (vs PRIOR YEAR)			
YTD FY24	Annual Budget	% of Budget	% Year Passed	November-23	November-22	Difference	% Change
8,515,594	18,750,000	45.42%	41.67%	1,775,486	1,815,759	-40,273	-2.22%
YTD FY24	YTD FY23	Difference	% Change				
8,515,594	8,023,319	492,275	6.14%				



II. 1% TRANSPORTATION SALES TAX

1% TRANSPORTATION SALES TAX PERFORMANCE (vs BUDGET)			
YTD FY24	Annual Budget	% of Budget	% Year Passed
4,257,797	9,375,000	45.42%	41.67%

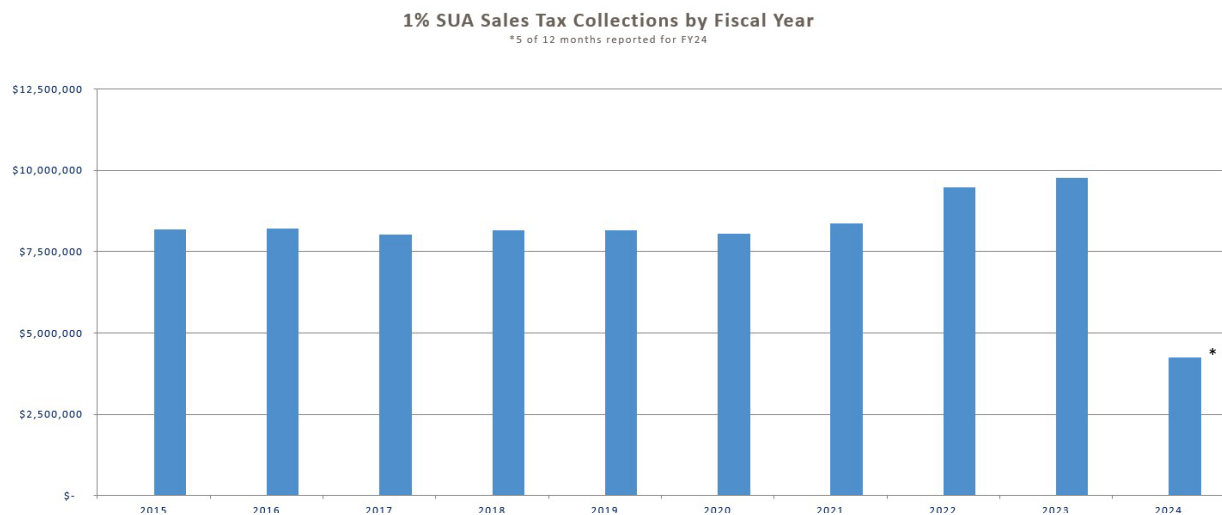
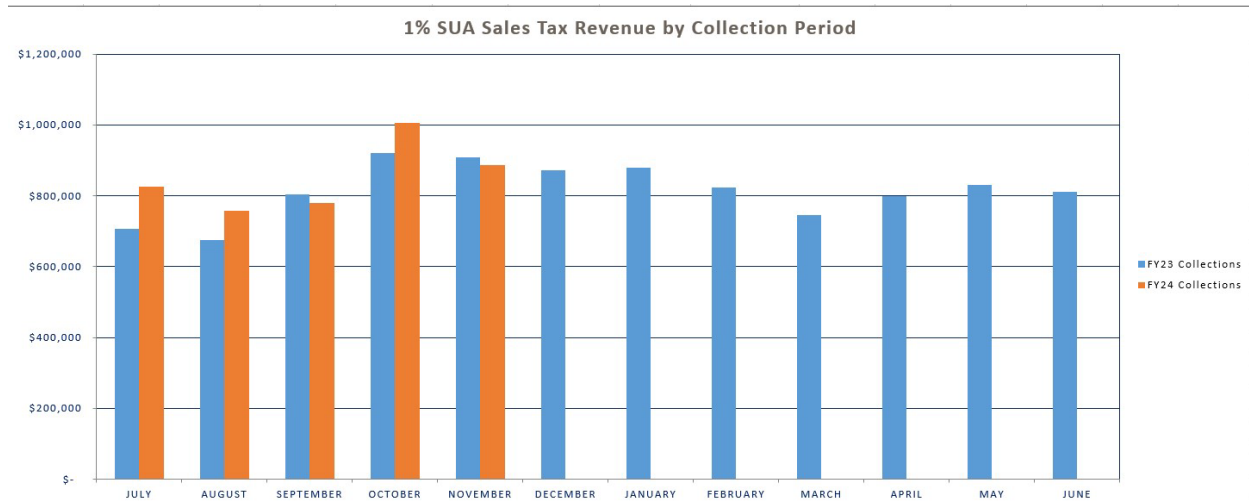
1% TRANSPORTATION SALES TAX PERFORMANCE (vs PRIOR YEAR)			
November-23	November-22	Difference	% Change
887,743	907,880	-20,137	-2.22%
YTD FY24	YTD FY23	Difference	% Change
4,257,797	3,420,028	837,769	24.50%



III. 1% STILLWATER UTILITIES AUTHORITY (SUA) SALES TAX

1% SUA SALES TAX PERFORMANCE (vs BUDGET)			
YTD FY24	Annual Budget	% of Budget	% Year Passed
4,257,797	9,375,000	45.42%	41.67%

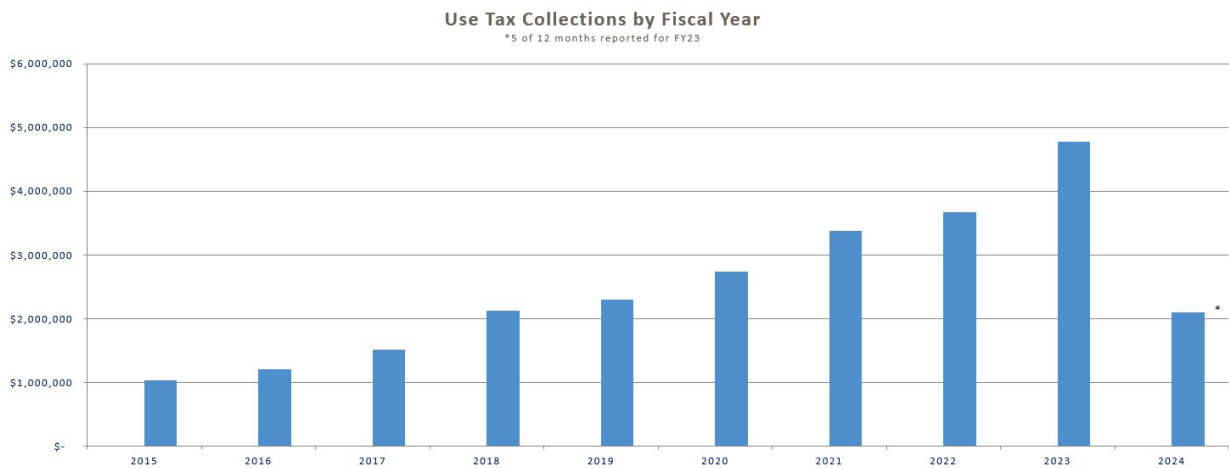
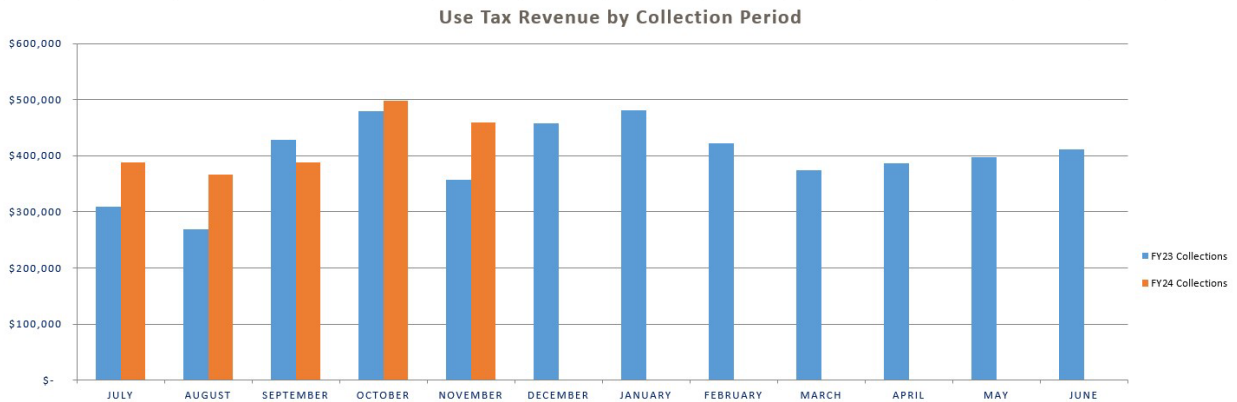
1% SUA SALES TAX PERFORMANCE (vs PRIOR YEAR)			
November-23	November-22	Difference	% Change
887,743	907,880	-20,137	-2.22%
YTD FY24	YTD FY23	Difference	% Change
4,257,797	4,011,659	246,138	6.14%



IV. USE TAX

USE TAX PERFORMANCE (vs BUDGET)			
YTD FY24	Annual Budget	% of Budget	% Year Passed
2,101,139	4,000,000	52.53%	41.67%

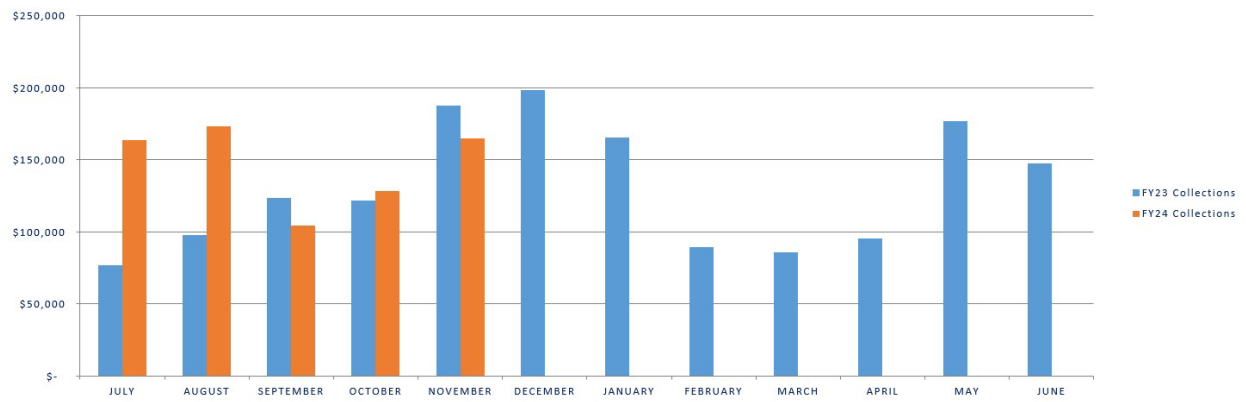
USE TAX PERFORMANCE (vs PRIOR YEAR)			
November-23	November-22	Difference	% Change
459,288	357,758	101,530	28.38%
YTD FY24	YTD FY23	Difference	% Change
2,101,139	1,842,936	258,203	14.01%



V. VISTOR TAX

VISITOR TAX (vs BUDGET)				VISITOR TAX (vs PRIOR YEAR)			
YTD FY24	Annual Budget	% of Budget	% Year Passed	November-23	November-22	Difference	% Change
734,860	1,300,000	56.53%	41.67%	164,679	187,512	-22,833	-12.18%
YTD FY24	YTD FY23	Difference	% Change				
734,860	607,939	126,921	20.88%				

Visitor Tax Revenue by Collection Period



Visitor Tax Collections by Fiscal Year

*5 of 12 months reported in FY24

