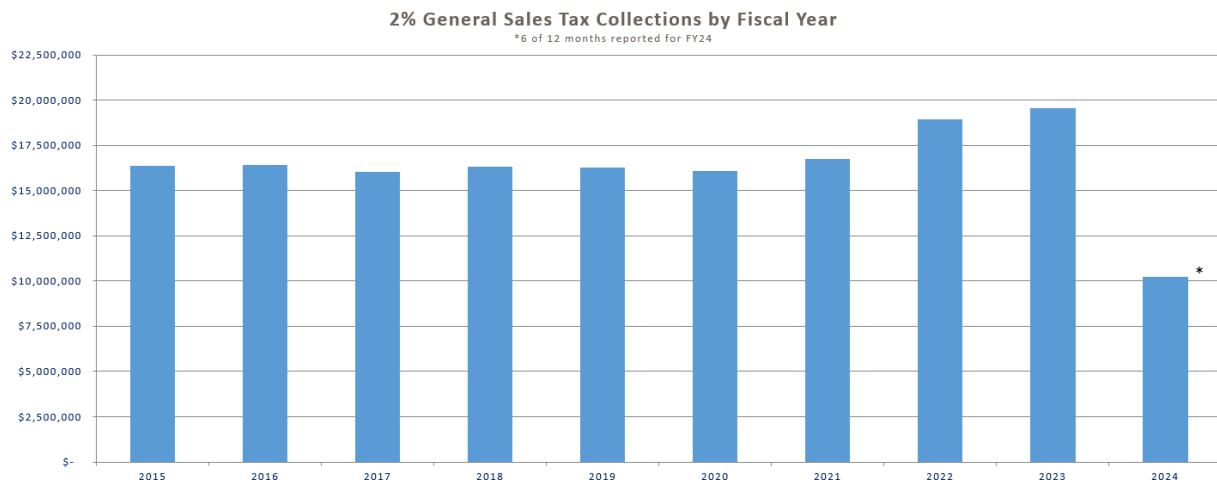
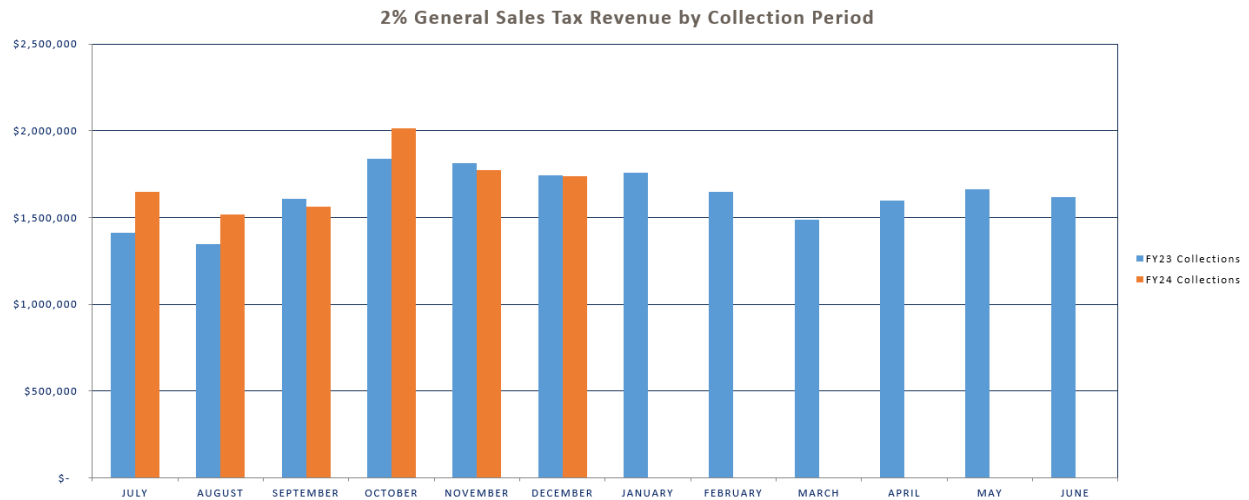


Sales, Use & Visitor Tax Report, December 2023

Go to the City's Financial Center for more information about the budget and taxes and monthly reports for sales, use and visitor tax: <https://stillwaterok.gov/233/Financial-Center>.

I. 2% GENERAL SALES TAX

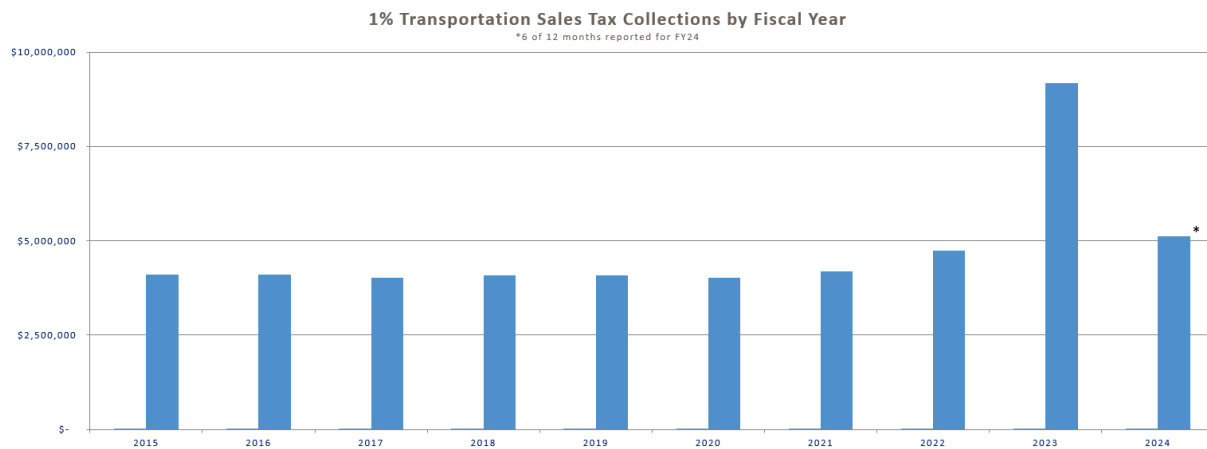
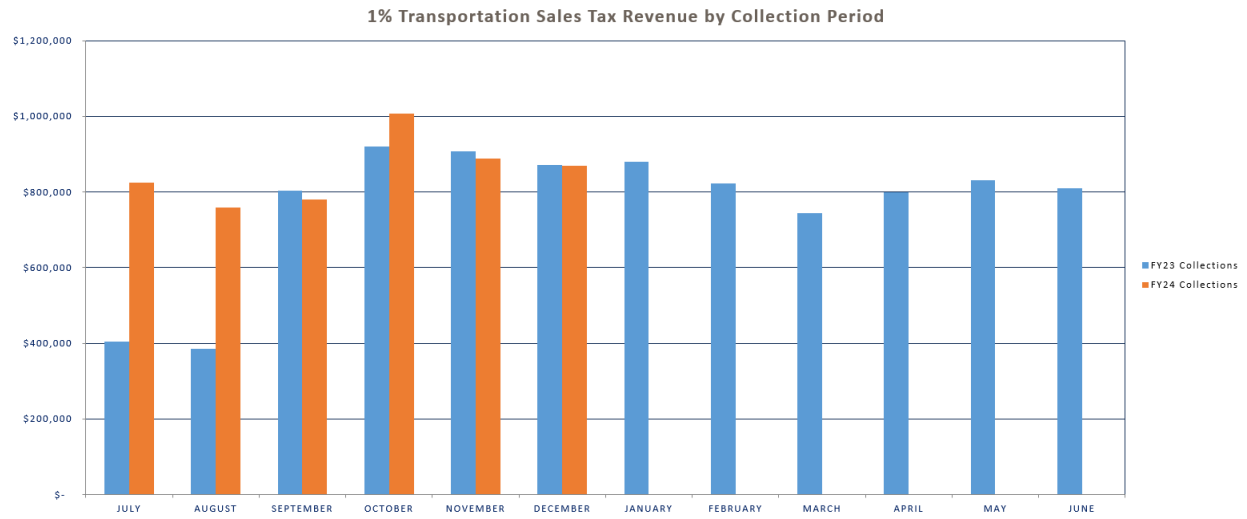
2% GENERAL SALES TAX PERFORMANCE (vs BUDGET)				2% GENERAL SALES TAX PERFORMANCE (vs PRIOR YEAR)			
YTD FY24	Annual Budget	% of Budget	% Year Passed	December-23	December-22	Difference	% Change
10,252,724	18,750,000	54.68%	50.00%	1,737,129	1,742,053	-4,924	-0.28%
YTD FY24	YTD FY23	Difference	% Change				
10,252,724	9,765,372	487,352	4.99%				



II. 1% TRANSPORTATION SALES TAX

1% TRANSPORTATION SALES TAX PERFORMANCE (vs BUDGET)			
YTD FY24	Annual Budget	% of Budget	% Year Passed
5,126,362	9,375,000	54.68%	50.00%

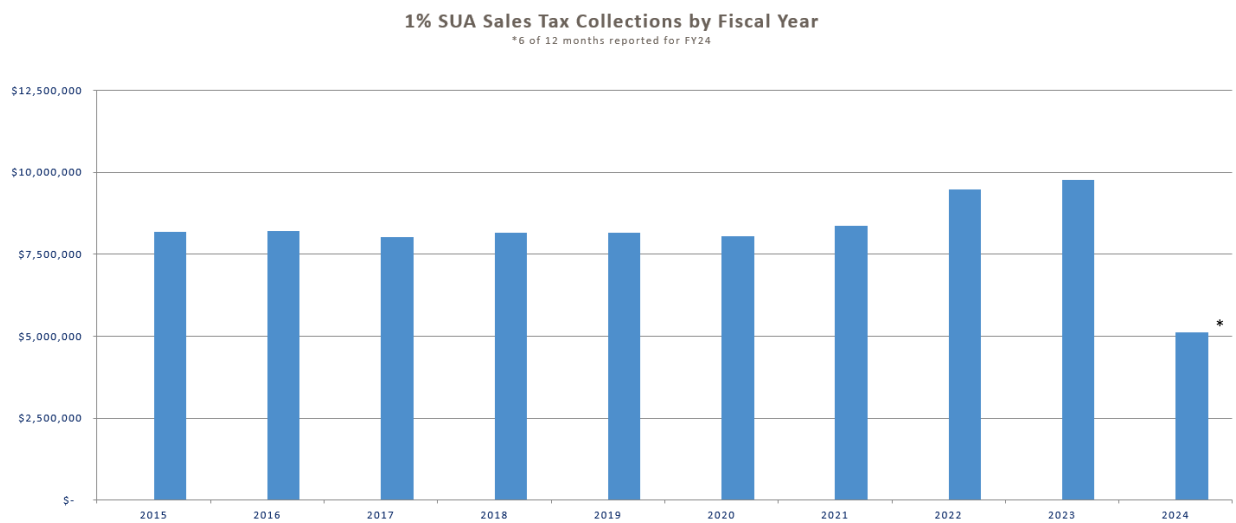
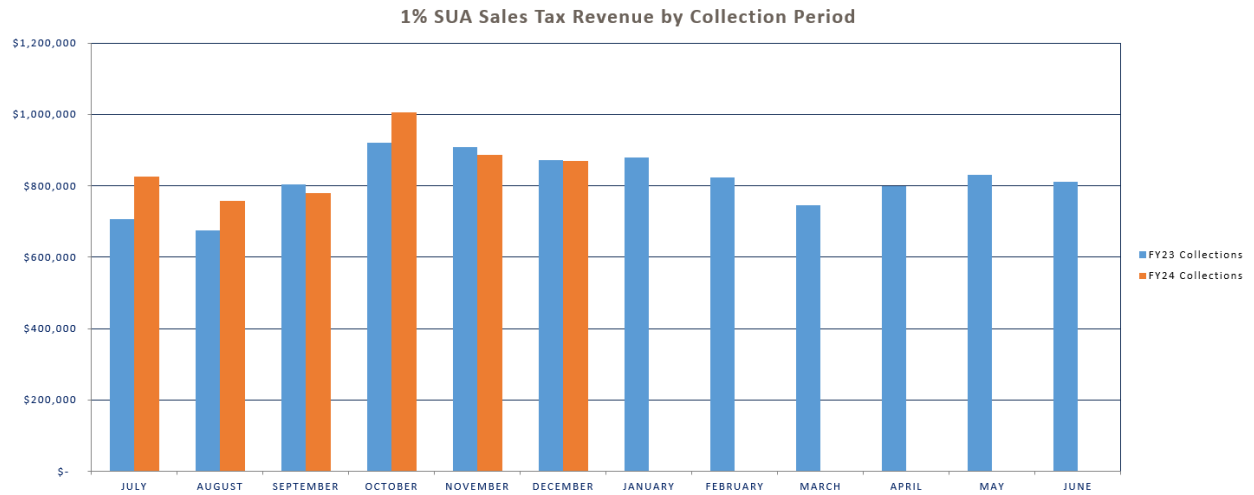
1% TRANSPORTATION SALES TAX PERFORMANCE (vs PRIOR YEAR)			
December-23	December-22	Difference	% Change
868,565	871,026	-2,461	-0.28%
YTD FY24	YTD FY23	Difference	% Change
5,126,362	4,291,054	835,308	19.47%



III. 1% STILLWATER UTILITIES AUTHORITY (SUA) SALES TAX

1% SUA SALES TAX PERFORMANCE (vs BUDGET)			
YTD FY24	Annual Budget	% of Budget	% Year Passed
5,126,362	9,375,000	54.68%	50.00%

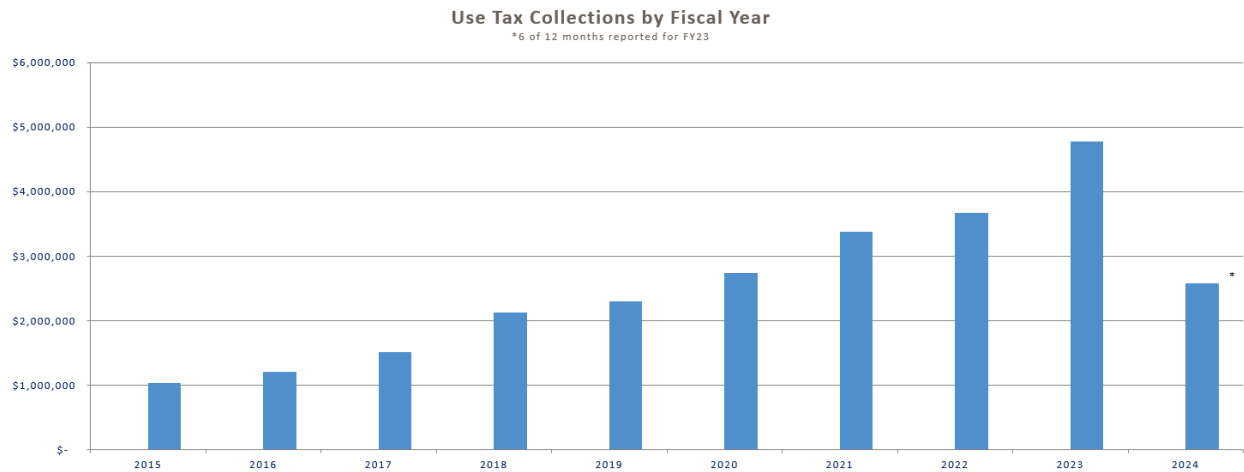
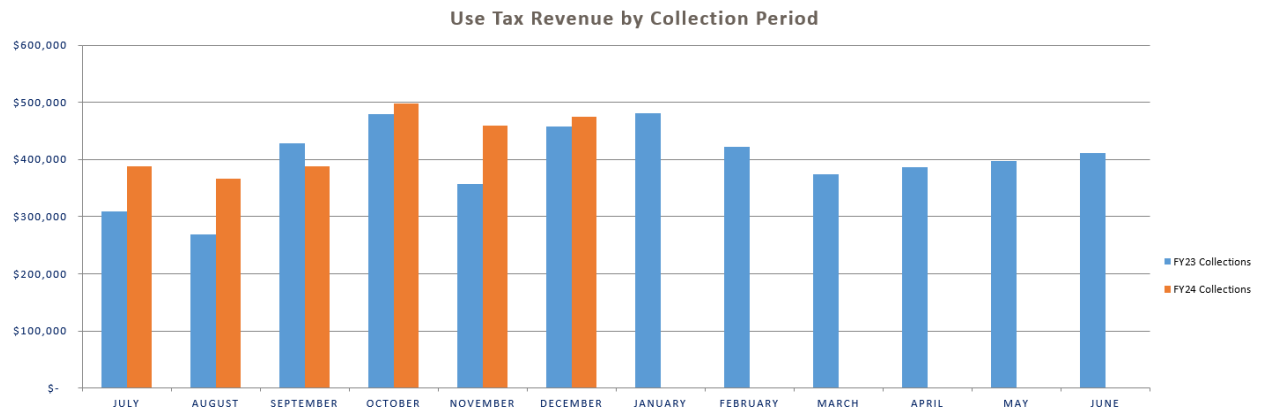
1% SUA SALES TAX PERFORMANCE (vs PRIOR YEAR)			
December-23	December-22	Difference	% Change
868,565	871,026	-2,461	-0.28%
YTD FY24	YTD FY23	Difference	% Change
5,126,362	4,882,686	243,676	4.99%



IV. USE TAX

USE TAX PERFORMANCE (vs BUDGET)			
YTD FY24	Annual Budget	% of Budget	% Year Passed
2,575,854	4,000,000	64.40%	50.00%

USE TAX PERFORMANCE (vs PRIOR YEAR)			
December-23	December-22	Difference	% Change
474,715	457,474	17,241	3.77%
YTD FY24	YTD FY23	Difference	% Change
2,575,854	2,300,410	275,444	11.97%

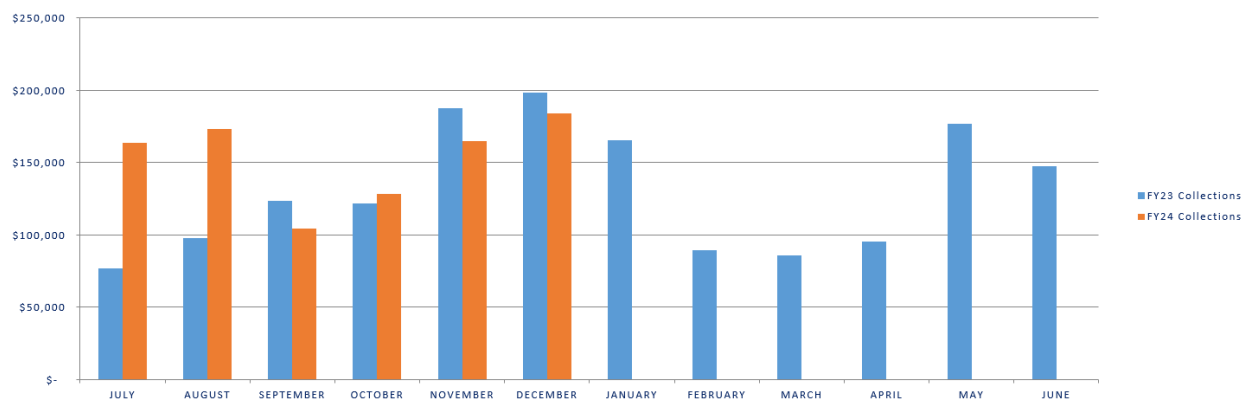


V. VISTOR TAX

VISITOR TAX (vs BUDGET)			
YTD FY24	Annual Budget	% of Budget	% Year Passed
918,747	1,300,000	70.67%	50.00%

VISITOR TAX (vs PRIOR YEAR)			
December-23	December-22	Difference	% Change
183,887	198,504	-14,617	-7.36%
YTD FY24	YTD FY23	Difference	% Change
918,747	806,443	112,304	13.93%

Visitor Tax Revenue by Collection Period



Visitor Tax Collections by Fiscal Year

*6 of 12 months reported in FY24

