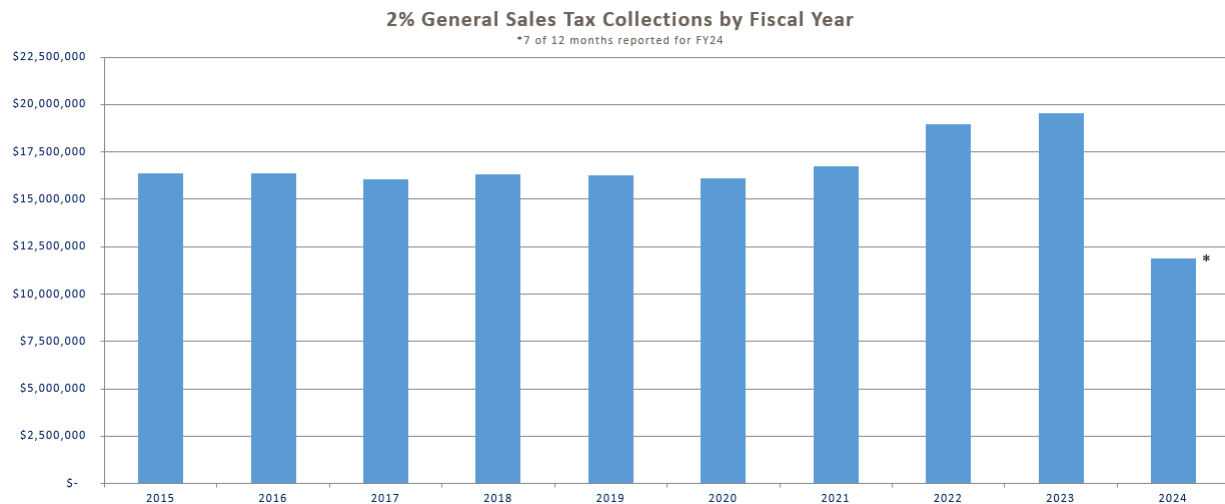
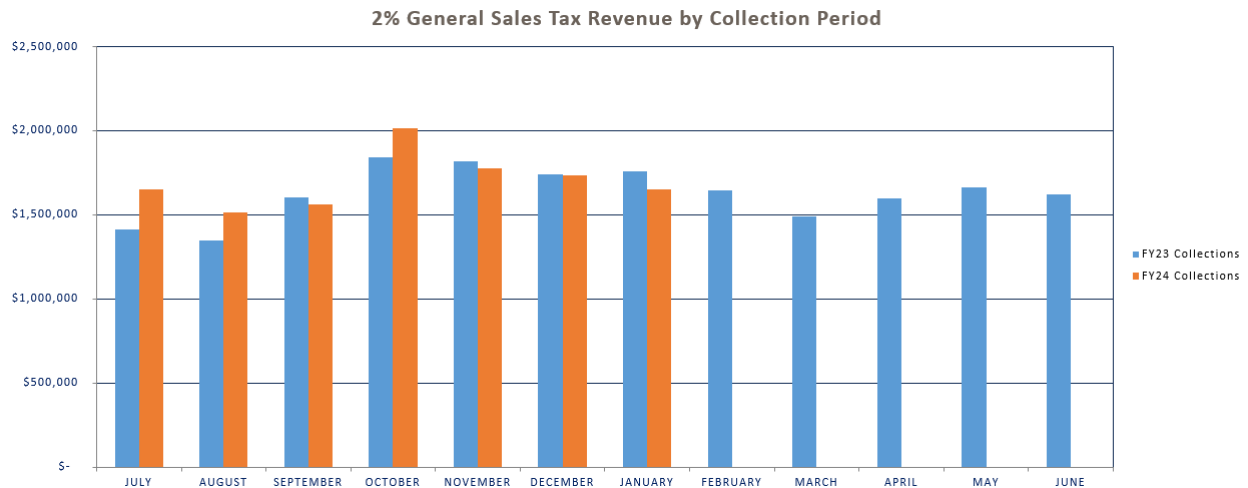


Sales, Use & Visitor Tax Report, January 2024

Go to the City's Financial Center for more information about the budget and taxes and monthly reports for sales, use and visitor tax: <https://stillwaterok.gov/233/Financial-Center>.

I. 2% GENERAL SALES TAX

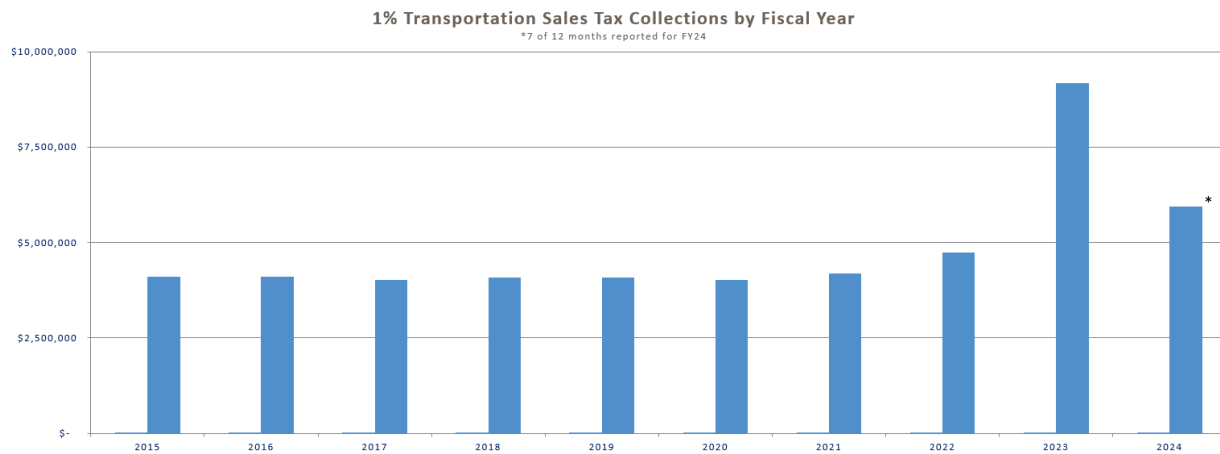
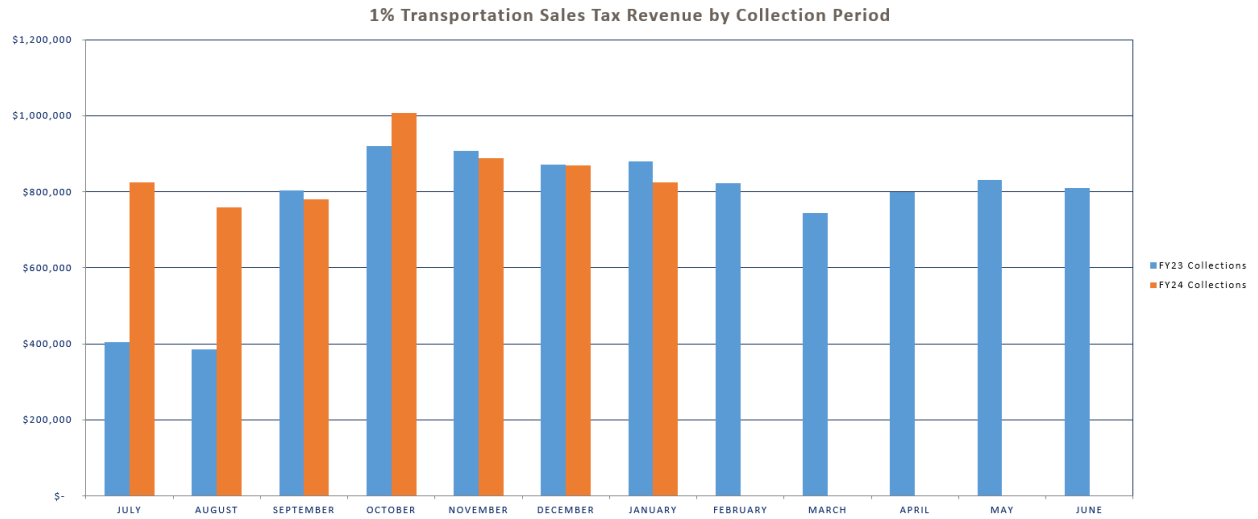
2% GENERAL SALES TAX PERFORMANCE (vs BUDGET)				2% GENERAL SALES TAX PERFORMANCE (vs PRIOR YEAR)			
YTD FY24	Annual Budget	% of Budget	% Year Passed	January-24	January-23	Difference	% Change
11,903,095	18,750,000	63.48%	58.33%	1,650,371	1,757,615	-107,244	-6.10%
YTD FY24	YTD FY23	Difference	% Change				
11,903,095	11,522,987	380,108	3.30%				



II. 1% TRANSPORTATION SALES TAX

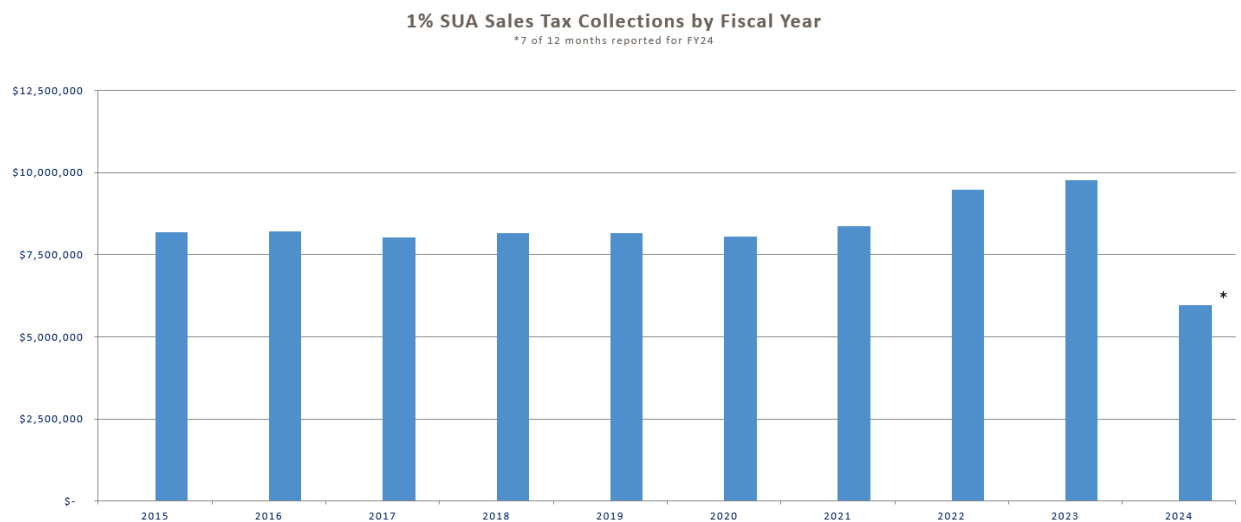
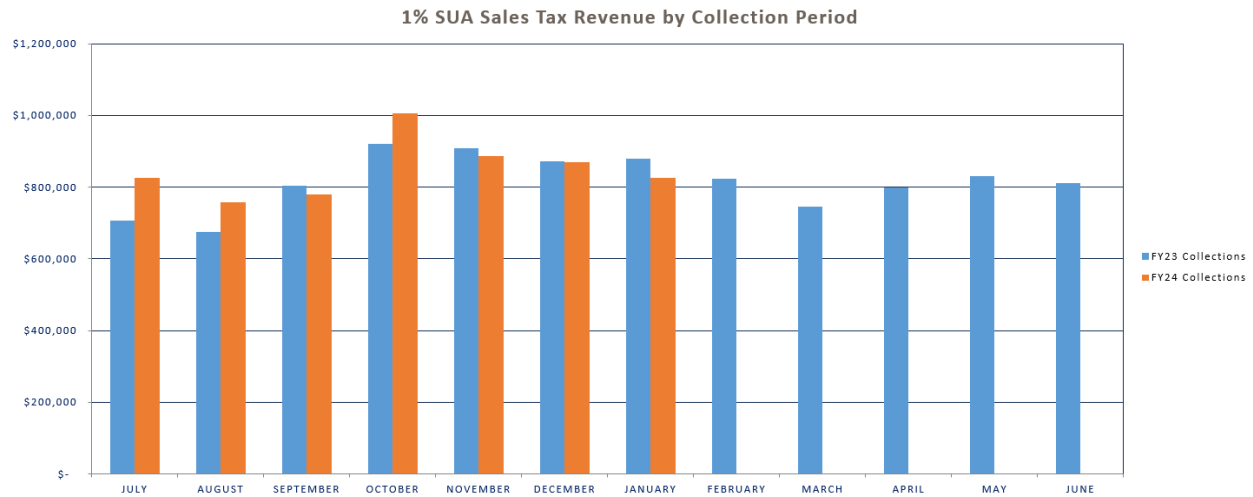
1% TRANSPORTATION SALES TAX PERFORMANCE (vs BUDGET)			
YTD FY24	Annual Budget	% of Budget	% Year Passed
5,951,547	9,375,000	63.48%	58.33%

1% TRANSPORTATION SALES TAX PERFORMANCE (vs PRIOR YEAR)			
January-24	January-23	Difference	% Change
825,186	878,807	-53,621	-6.10%
YTD FY24	YTD FY23	Difference	% Change
5,951,547	5,169,862	781,685	15.12%



III. 1% STILLWATER UTILITIES AUTHORITY (SUA) SALES TAX

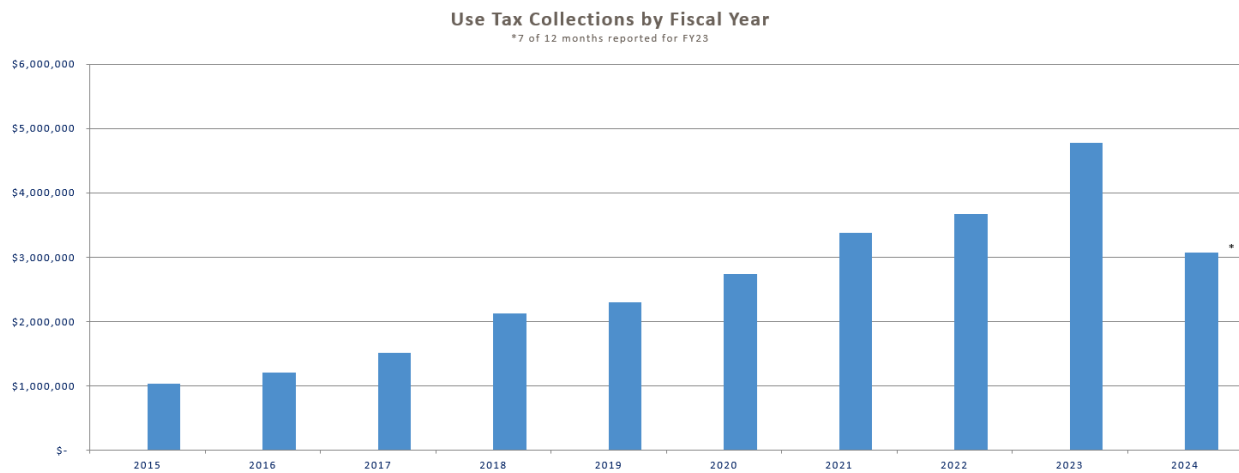
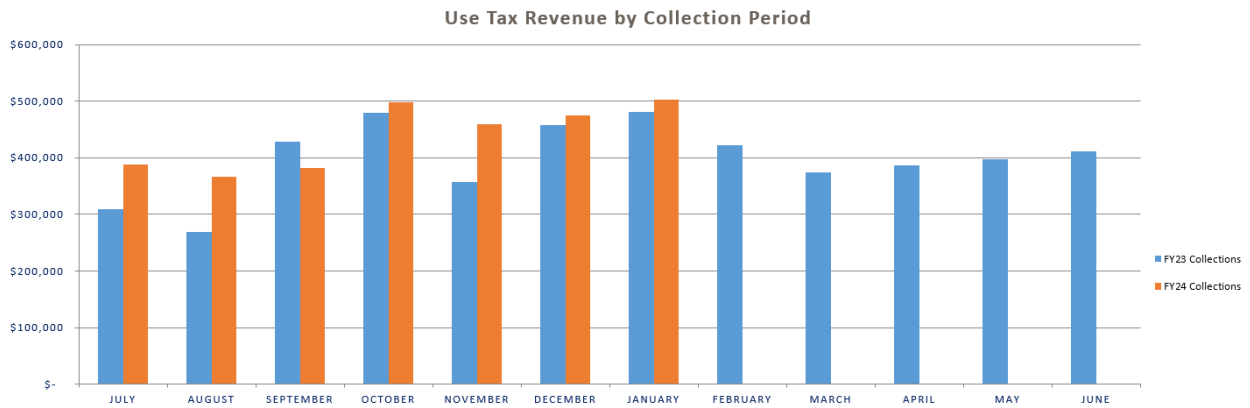
1% SUA SALES TAX PERFORMANCE (vs BUDGET)				1% SUA SALES TAX PERFORMANCE (vs PRIOR YEAR)			
YTD FY24	Annual Budget	% of Budget	% Year Passed	January-24	January-23	Difference	% Change
5,951,547	9,375,000	63.48%	58.33%	825,186	878,807	-53,621	-6.10%
YTD FY24	YTD FY23	Difference	% Change				
5,951,547	5,761,493	190,054	3.30%				



IV. USE TAX

USE TAX PERFORMANCE (vs BUDGET)			
YTD FY24	Annual Budget	% of Budget	% Year Passed
3,072,964	4,000,000	76.82%	58.33%

USE TAX PERFORMANCE (vs PRIOR YEAR)			
January-24	January-23	Difference	% Change
503,352	480,994	22,358	4.65%
YTD FY24	YTD FY23	Difference	% Change
3,072,964	2,781,404	291,560	10.48%

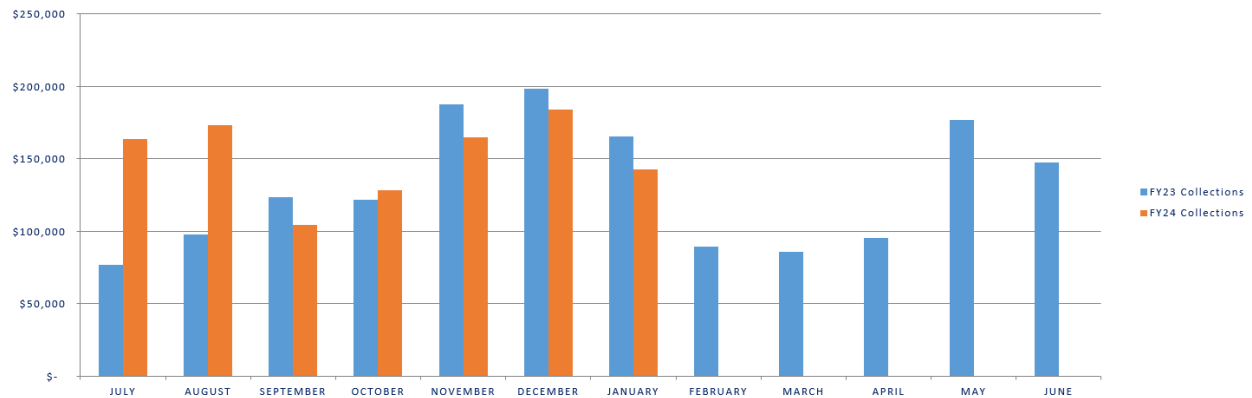


V. VISTORTAX

VISITOR TAX (vs BUDGET)			
YTD FY24	Annual Budget	% of Budget	% Year Passed
1,061,601	1,300,000	81.66%	58.33%

VISITOR TAX (vs PRIOR YEAR)			
January-24	January-23	Difference	% Change
142,854	165,294	-22,440	-13.58%
YTD FY24	YTD FY23	Difference	% Change
1,061,601	971,737	89,864	9.25%

Visitor Tax Revenue by Collection Period



Visitor Tax Collections by Fiscal Year

*7 of 12 months reported in FY24

