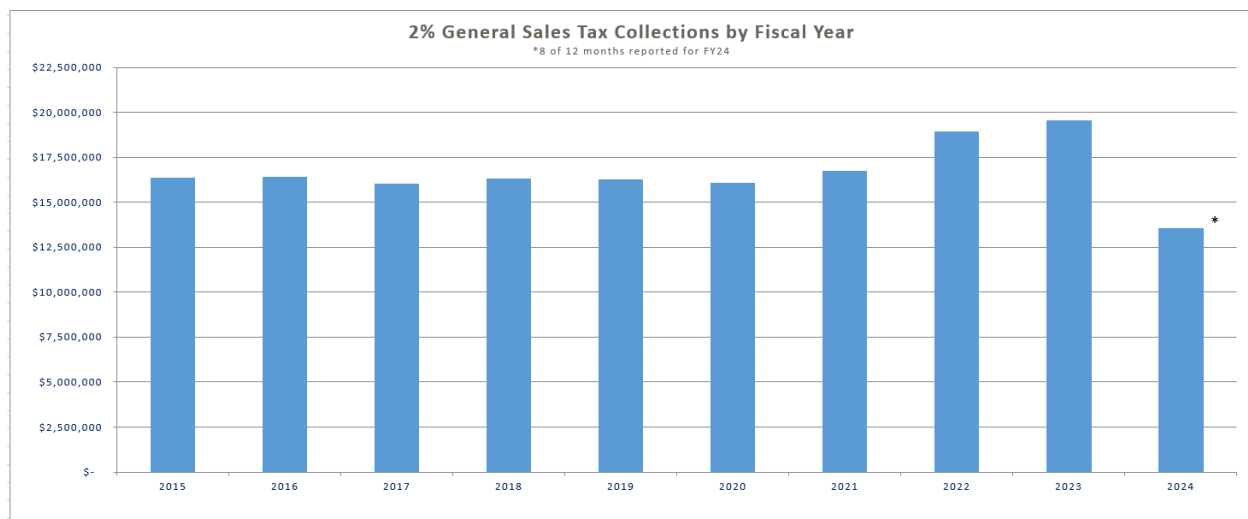
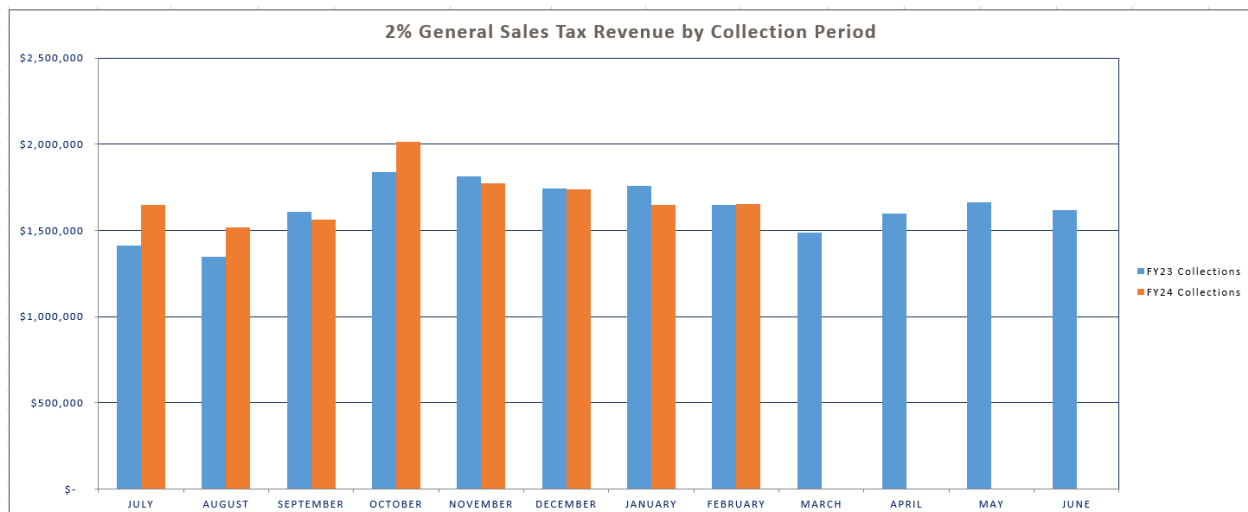


## Sales, Use & Visitor Tax Report, February 2024

Go to the City's Financial Center for more information about the budget and taxes and monthly reports for sales, use and visitor tax: <https://stillwaterok.gov/233/Financial-Center>.

### I. 2% GENERAL SALES TAX

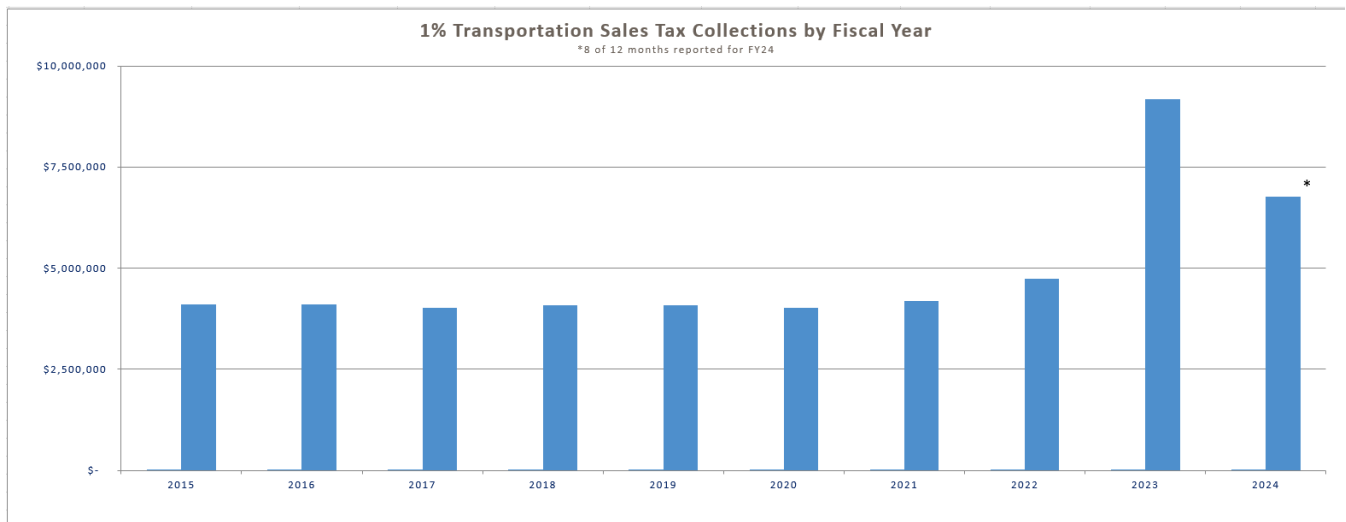
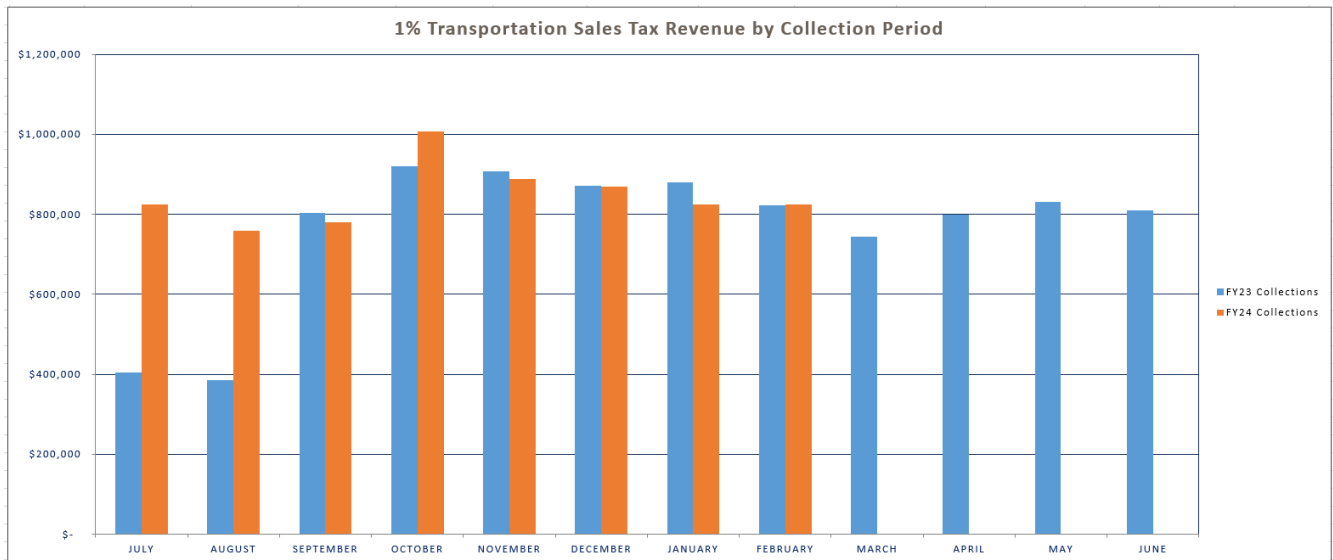
2% GENERAL SALES TAX PERFORMANCE (vs BUDGET)				2% GENERAL SALES TAX PERFORMANCE (vs PRIOR YEAR)			
YTD FY24	Annual Budget	% of Budget	% Year Passed	February-24	121/2023	Difference	% Change
13,553,815	18,750,000	72.29%	66.67%	1,650,720	1,646,294	4,426	0.27%
YTD FY24	YTD FY23	Difference	% Change				
13,553,815	13,169,280	384,535	2.92%				



## II. 1% TRANSPORTATION SALES TAX

1% TRANSPORTATION SALES TAX PERFORMANCE (vs BUDGET)			
YTD FY24	Annual Budget	% of Budget	% Year Passed
6,776,907	9,375,000	72.29%	66.67%

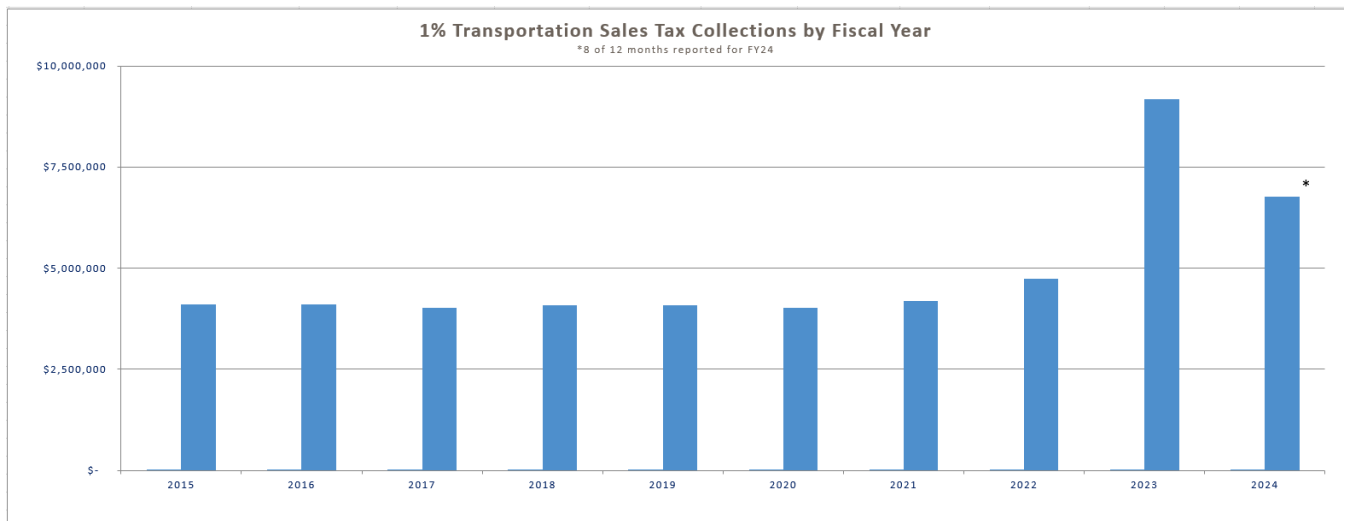
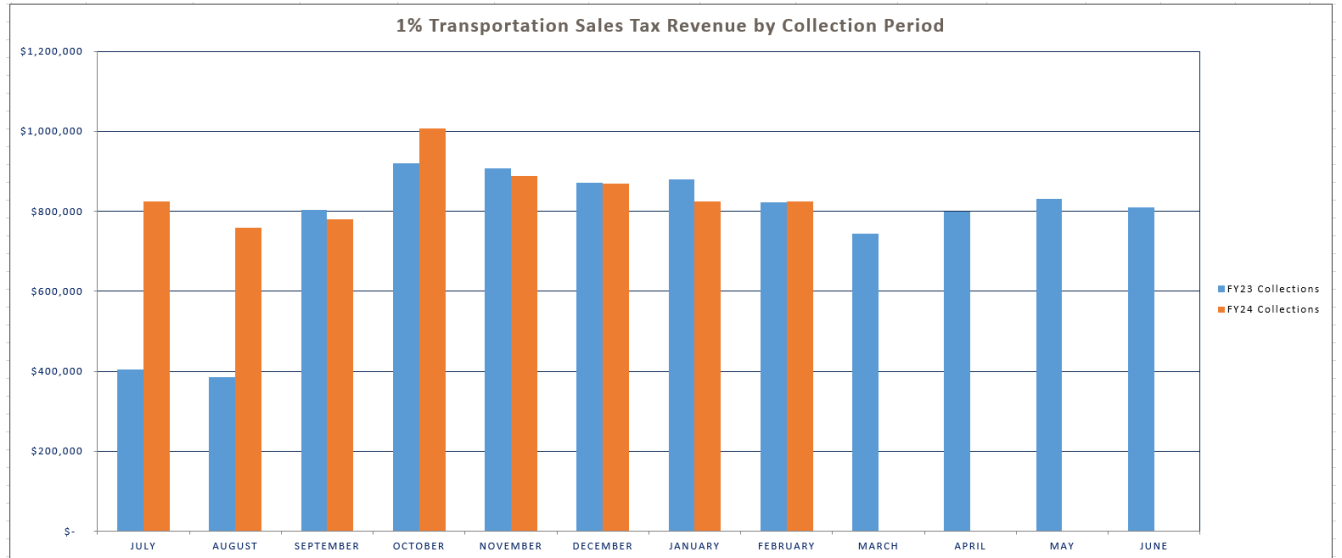
1% TRANSPORTATION SALES TAX PERFORMANCE (vs PRIOR YEAR)			
February-24	February-23	Difference	% Change
825,360	823,147	2,213	0.27%
YTD FY24	YTD FY23	Difference	% Change
6,776,907	5,993,009	783,898	13.08%



### III. 1% STILLWATER UTILITIES AUTHORITY (SUA) SALES TAX

1% TRANSPORTATION SALES TAX PERFORMANCE (vs BUDGET)			
YTD FY24	Annual Budget	% of Budget	% Year Passed
6,776,907	9,375,000	72.29%	66.67%

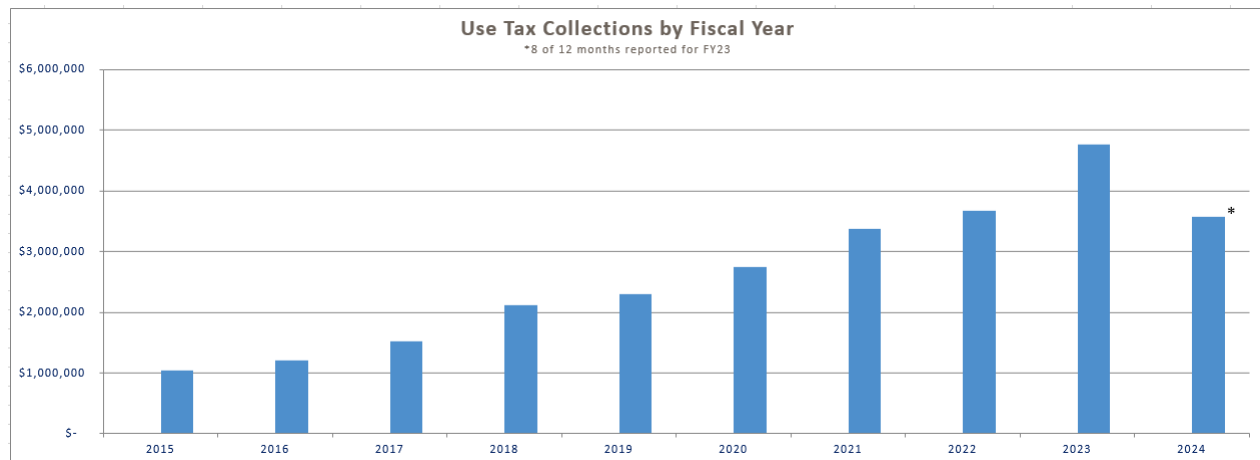
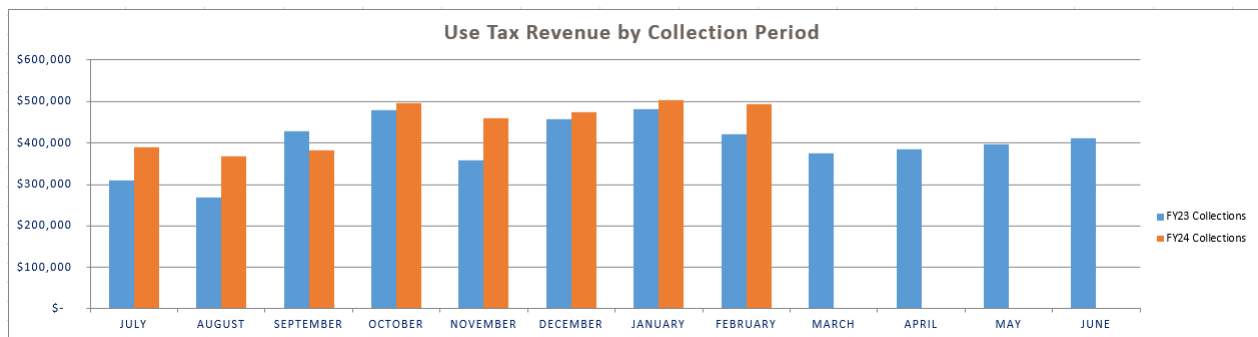
1% TRANSPORTATION SALES TAX PERFORMANCE (vs PRIOR YEAR)			
February-24	February-23	Difference	% Change
825,360	823,147	2,213	0.27%
YTD FY24	YTD FY23	Difference	% Change
6,776,907	5,993,009	783,898	13.08%



#### IV. USE TAX

USE TAX PERFORMANCE (vs BUDGET)			
YTD FY24	Annual Budget	% of Budget	% Year Passed
3,566,864	4,000,000	89.17%	66.67%

USE TAX PERFORMANCE (vs PRIOR YEAR)			
February-24	February-23	Difference	% Change
493,899	422,370	71,529	16.94%
YTD FY24	YTD FY23	Difference	% Change
3,566,864	3,203,774	363,090	11.33%



## V. VISTOR TAX

VISITOR TAX (vs BUDGET)			
YTD FY24	Annual Budget	% of Budget	% Year Passed
1,160,081	1,300,000	89.24%	66.67%

VISITOR TAX (vs PRIOR YEAR)			
February-24	February-23	Difference	% Change
98,480	89,332	9,148	10.24%
YTD FY24	YTD FY23	Difference	% Change
1,160,081	1,061,069	99,012	9.33%

